

## L'OREAL FUTURE (LORF) - EUX/202411

2024/04/26 18:31:38

Price  
**445.0872** EURDifference  1.29% (5.67)

## General attributes

Symbol	LORFX24
Exchange	Eurex
Currency	EUR
Security type	Future
Underlying	L'OREAL S.A.
Maturity	11-2024
Contract size	100

## Market data

Bid (Bid size)	- EUR (-)
Ask (Ask size)	- EUR (-)
Open	445.0872 EUR
High	445.0872 EUR
Low	445.0872 EUR
Close (prev. day)	439.4182 EUR
Underlying	L'OREAL S.A.
Underlying price (date)	436.50 (24/04/29)
Settlement price (date)	445.09 (24/04/26)
Open Interest	0

## Performance and Risk

	6m	1y	3y
Perf (%)	+10.14%	-	-
Perf (abs.)	+40.98	-	-
Beta	-	-	-
Volatility	20.68	-	-

## Futures and Options

Related Futures	-
Related Options	-

5y












Information about previous performance does not guarantee future performance.  
Source: FactSet

## Price data

Ø price 5 days   Ø volume 5 days (pcs.)	443.6318 EUR (0)
Ø price 30 days   Ø volume 30 days (pcs.)	434.7200 EUR (0)
Ø price 100 days   Ø volume 100 days (pcs.)	445.0463 EUR (0)
Ø price 250 days   Ø volume 250 days (pcs.)	- EUR (-)
YTD High   date	463.0652 EUR (2024/02/05)
YTD Low   date	415.0021 EUR (2024/04/08)
52 Weeks High   date	- EUR (-)
52 Weeks Low   date	- EUR (-)

## Recent Research

on underlying		on sector		on market	
Date				Headline	Download
2024/04/26				Global Equity Ratings	
2024/04/26				Aktienempfehlungen Global	
2024/04/03				Global Equity Ratings	
2024/04/03				Aktienempfehlungen Global	
2024/03/13				Global Equity Ratings	