

SAFRAN FUTURE (SEJF) - EUX/202411

2024/09/16 18:47:09

Price
204.5842 EUR

Difference  -0.03% (-0.06)

General attributes

Symbol	SEJFX24
Exchange	Eurex
Currency	EUR
Security type	Future
Underlying	SAFRAN SA
Maturity	11-2024
Contract size	100

Market data

Bid (Bid size)	- EUR (-)
Ask (Ask size)	- EUR (-)
Open	204.5842 EUR
High	204.5842 EUR
Low	204.5842 EUR
Close (prev. day)	204.6478 EUR
Underlying	SAFRAN SA
Underlying price (date)	203.30 (24/09/16)
Settlement price (date)	204.58 (24/09/16)
Open Interest	275

Performance and Risk

	6m	1y	3y
Perf (%)	+1.16%	-	-
Perf (abs.)	+2.35	-	-
Beta	-	-	-
Volatility	20.37	-	-

Futures and Options

Related Futures	-
Related Options	-

5y








Information about previous performance does not guarantee future performance.
 Source: FactSet

Price data

Ø price 5 days Ø volume 5 days (pcs.)	199.7763 EUR (0)
Ø price 30 days Ø volume 30 days (pcs.)	196.9306 EUR (0)
Ø price 100 days Ø volume 100 days (pcs.)	205.0715 EUR (2)
Ø price 250 days Ø volume 250 days (pcs.)	- EUR (-)
YTD High date	220.7637 EUR (2024/05/27)
YTD Low date	162.2663 EUR (2024/01/03)
52 Weeks High date	- EUR (-)
52 Weeks Low date	- EUR (-)

Recent Research

on sector		on market	
Date		Headline	Download
2024/09/11		Global Equity Ratings	
2024/09/11		Aktienempfehlungen Global	
2024/09/09		Aktienempfehlungen Österreich	
2024/09/05		Global Equity Ratings	
2024/09/05		Aktienempfehlungen Global	