

THALES S.A. FUTURE (CSFF) - EUX/202411

2024/06/21 19:17:03

Price
159.1493 EUR

Difference  -0.68% (-1.08)

General attributes

Symbol	CSFFX24
Exchange	Eurex
Currency	EUR
Security type	Future
Underlying	THALES S.A.
Maturity	11-2024
Contract size	100

Market data

Bid (Bid size)	- EUR (-)
Ask (Ask size)	- EUR (-)
Open	159.1493 EUR
High	159.1493 EUR
Low	159.1493 EUR
Close (prev. day)	160.2338 EUR
Underlying	THALES S.A.
Underlying price (date)	156.60 (24/06/21)
Settlement price (date)	159.15 (24/06/21)
Open Interest	0

Performance and Risk

	6m	1y	3y
Perf (%)	+15.69%	-	-
Perf (abs.)	+21.59	-	-
Beta	-	-	-
Volatility	27.11	-	-

Futures and Options

Related Futures	-
Related Options	-












Information about previous performance does not guarantee future performance.
Source: FactSet

Price data

Ø price 5 days Ø volume 5 days (pcs.)	157.3125 EUR (0)
Ø price 30 days Ø volume 30 days (pcs.)	166.6020 EUR (0)
Ø price 100 days Ø volume 100 days (pcs.)	155.3766 EUR (0)
Ø price 250 days Ø volume 250 days (pcs.)	- EUR (-)
YTD High date	175.9792 EUR (2024/06/07)
YTD Low date	134.2209 EUR (2024/02/13)
52 Weeks High date	- EUR (-)
52 Weeks Low date	- EUR (-)

Recent Research

on sector		on market	
Date		Headline	Download
2024/06/21		Global Equity Ratings	
2024/06/21		Aktienempfehlungen Global	
2024/06/14		Equity Weekly	
2024/06/14		Global Equity Ratings	
2024/06/14		Aktienempfehlungen Global	