

ANEBULO PHARMACEUTICALS INC.

ISIN: **US0345691036** WKN: **034569103**

Overview

2024/07/19 20:08:22

Price
2.18 EUR

Difference  5.83% (0.12)

General attributes

ISIN	US0345691036
Symbol	ANEB
Exchange	Berlin
Currency	EUR
Sector	Chemical / Pharmaceutical / Health
Security type	Stock
Market cap (m)	52 EUR
Benchmark	S&P 500

Market data

Bid (Bid size)	-
Ask (Ask size)	-
Open	2.00 EUR
High	2.18 EUR
Low	2.00 EUR
Close (prev. day)	2.06 EUR
VWAP	-
Volume (pcs)	0
Trading volume	0.00
Number of trades	13
Last size	0

Futures and Options










Related Futures	-
Related Options	-

5y



Information about previous performance does not guarantee future performance.
Source: FactSet

Recent research

on sector		on market	
Date		Headline	Download
2024/07/15		Aktienempfehlungen Global	
2024/07/12		Global Equity Ratings	
2024/07/09		Aktienempfehlungen Österreich	
2024/06/24		Aktienempfehlungen Österreich	
2024/06/21		Global Equity Ratings	

Details

2024/07/19 20:08:22

Price
2.18 EUR

Difference ▲ 5.83% (0.12)

General attributes

ISIN	US0345691036
Symbol	ANEB
Exchange	Berlin
Currency	EUR
Sector	Chemical / Pharmaceutical / Health
Security type	Stock
Market cap (m)	52 EUR
Benchmark	S&P 500

Market data

Bid (Bid size)	-
Ask (Ask size)	-
Open	2.00 EUR
High	2.18 EUR
Low	2.00 EUR
Close (prev. day)	2.06 EUR
VWAP	-
Volume (pcs)	0
Trading volume	0.00
Number of trades	13
Last size	0

Performance and Risk

	6m	1y	3y
Perf (%)	-4.39%	-	-
Perf (abs.)	-0.10	-	-
Beta	-0.48	-0.42	0.51
Volatility	80.95	-	-

5y



Information about previous performance does not guarantee future performance.
Source: FactSet

Price data

Ø price 5 days Ø volume 5 days (pcs.)	2.15 EUR (0)
Ø price 30 days Ø volume 30 days (pcs.)	2.17 EUR (0)
Ø price 100 days Ø volume 100 days (pcs.)	2.36 EUR (0)
Ø price 250 days Ø volume 250 days (pcs.)	- EUR (-)
YTD High date	2.94 EUR (2024/05/03)
YTD Low date	1.75 EUR (2024/06/06)
52 Weeks High date	- EUR (-)
52 Weeks Low date	- EUR (-)

Arbitrage views

Exchange	Date	Time	Price	Trading volume (mio.)	Number of trades
Tradegate	2024/07/19	22:02	2.14 EUR	0.00	1
Nasdaq	2024/07/19	22:00	2.20 USD	0.00	17
Frankfurt	2024/07/19	15:29	1.99 EUR	0.00	5
Berlin	2024/07/19	20:08	2.18 EUR	0.00	13

Company profile

Company Logo



Company Profile

-

Contact Details

ANEBULO PHARMACEUTICALS

--

Telefon: -

Fax: -

E-mail: -