

STELLANTIS NV (FRÜH.FIAT CHR.) FUTURE (FIAK) - EUX/202411

2024/05/28 18:39:15

Price
20.9702 EUR

Difference  **-0.77% (-0.16)**

General attributes

Symbol	FIAKX24
Exchange	Eurex
Currency	EUR
Security type	Future
Underlying	STELLANTIS N.V.
Maturity	11-2024
Contract size	1,000

Market data

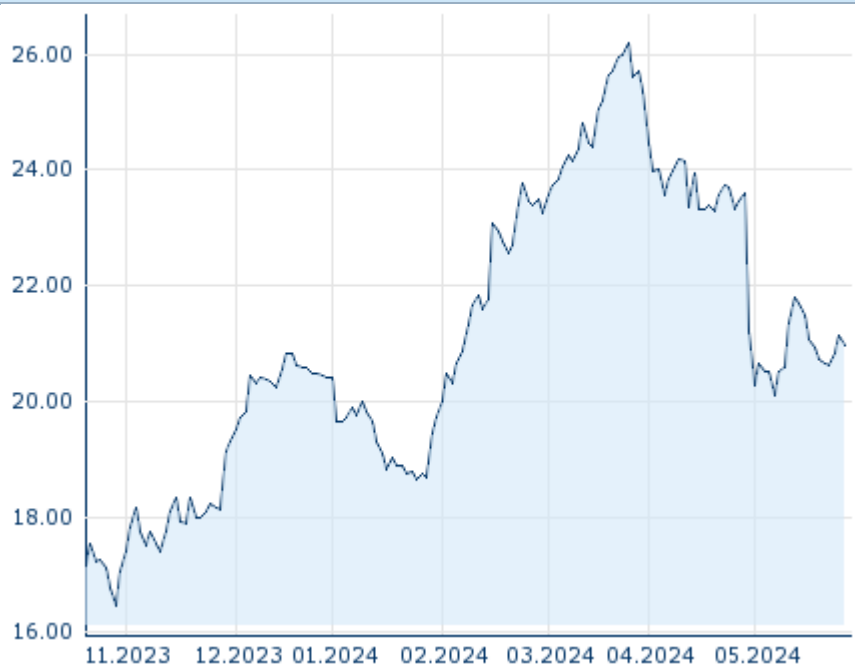
Bid (Bid size)	- EUR (-)
Ask (Ask size)	- EUR (-)
Open	20.9702 EUR
High	20.9702 EUR
Low	20.9702 EUR
Close (prev. day)	21.1329 EUR
Underlying	STELLANTIS N.V.
Underlying price (date)	20.70 (24/05/28)
Settlement price (date)	20.97 (24/05/28)
Open Interest	0

Performance and Risk

	6m	1y	3y
Perf (%)	+15.71%	-	-
Perf (abs.)	+2.85	-	-
Beta	-	-	-
Volatility	28.89	-	-

Futures and Options

Related Futures	-
Related Options	-












5y

Information about previous performance does not guarantee future performance.
Source: FactSet

Price data

Ø price 5 days Ø volume 5 days (pcs.)	20.8445 EUR (0)
Ø price 30 days Ø volume 30 days (pcs.)	21.7399 EUR (0)
Ø price 100 days Ø volume 100 days (pcs.)	22.2047 EUR (0)
Ø price 250 days Ø volume 250 days (pcs.)	- EUR (-)
YTD High date	26.1894 EUR (2024/03/25)
YTD Low date	18.6340 EUR (2024/01/25)
52 Weeks High date	- EUR (-)
52 Weeks Low date	- EUR (-)

Recent Research

on underlying	on sector	on market	
Date		Headline	Download
2023/06/06		Global Equity Ratings	
2023/06/06		Aktienempfehlungen Global	
2023/06/01		Aktienempfehlungen Global	
2023/06/01		Global Equity Ratings	
2023/05/24		Global Equity Ratings	