

# UNICREDIT S.P.A. FUTURE (CR5J) - EUX/202411

2024/07/26 18:35:05

Price  
**37.5393** EUR

Difference  -0.57% (-0.22)

### General attributes

Symbol	CR5JX24
Exchange	Eurex
Currency	EUR
Security type	Future
Underlying	UNICREDIT SPA
Maturity	11-2024
Contract size	100

### Market data

Bid (Bid size)	- EUR (-)
Ask (Ask size)	- EUR (-)
Open	37.5393 EUR
High	37.5393 EUR
Low	37.5393 EUR
Close (prev. day)	37.7561 EUR
Underlying	UNICREDIT SPA
Underlying price (date)	37.84 (24/07/26)
Settlement price (date)	37.54 (24/07/26)
Open Interest	0

### Performance and Risk

	6m	1y	3y
Perf (%)	+45.23%	-	-
Perf (abs.)	+11.69	-	-
Beta	-	-	-
Volatility	27.46	-	-

### Futures and Options

Related Futures	-
Related Options	-

5y












Information about previous performance does not guarantee future performance.  
Source: FactSet

### Price data

Ø price 5 days   Ø volume 5 days (pcs.)	38.2402 EUR (0)
Ø price 30 days   Ø volume 30 days (pcs.)	36.1368 EUR (0)
Ø price 100 days   Ø volume 100 days (pcs.)	34.6925 EUR (0)
Ø price 250 days   Ø volume 250 days (pcs.)	- EUR (-)
YTD High   date	38.8235 EUR (2024/07/24)
YTD Low   date	24.0045 EUR (2024/01/03)
52 Weeks High   date	- EUR (-)
52 Weeks Low   date	- EUR (-)

### Recent Research

on underlying	on sector	on market	
Date		Headline	Download
2024/07/24		Global Equity Ratings	
2024/07/24		Aktienempfehlungen Global	
2024/07/15		Aktienempfehlungen Global	
2024/07/12		Global Equity Ratings	
2024/06/21		Global Equity Ratings	