

FERRARI N.V. FUTURE (RACF) - EUX/202411

2024/09/13 18:35:36

Price
428.1759 EUR

Difference  **-0.10% (-0.45)**

General attributes

Symbol RACFX24
 Exchange Eurex
 Currency EUR
 Security type Future
 Underlying FERRARI N.V.
 Maturity 11-2024
 Contract size 1,000

Market data

Bid (Bid size) - EUR (-)
 Ask (Ask size) - EUR (-)
 Open 428.1759 EUR
 High 428.1759 EUR
 Low 428.1759 EUR
 Close (prev. day) 428.6229 EUR
 Underlying FERRARI N.V.
 Underlying price (date) 425.40 (24/09/13)
 Settlement price (date) 428.18 (24/09/13)
 Open Interest 0

Performance and Risk

	6m	1y	3y
Perf (%)	+8.26%	-	-
Perf (abs.)	+32.69	-	-
Beta	-	-	-
Volatility	21.19	-	-

Futures and Options

Related Futures -
 Related Options -











Information about previous performance does not guarantee future performance.
 Source: FactSet

Price data

Ø price 5 days Ø volume 5 days (pcs.)	428.2848 EUR (0)
Ø price 30 days Ø volume 30 days (pcs.)	422.7465 EUR (0)
Ø price 100 days Ø volume 100 days (pcs.)	401.4339 EUR (0)
Ø price 250 days Ø volume 250 days (pcs.)	- EUR (-)
YTD High date	450.7692 EUR (2024/08/30)
YTD Low date	313.5222 EUR (2024/01/23)
52 Weeks High date	- EUR (-)
52 Weeks Low date	- EUR (-)

Recent Research

on sector		on market	
Date		Headline	Download
2024/09/11		Global Equity Ratings	
2024/09/11		Aktienempfehlungen Global	
2024/09/09		Aktienempfehlungen Österreich	
2024/09/05		Global Equity Ratings	
2024/09/05		Aktienempfehlungen Global	