


# NEXIMMUNE INC.

ISIN: **US65344D2080** WKN: **65344D208**

## Overview

2023/10/20 08:17:58

**Price**  
3.30 EUR

**Difference**  0.00% (0.00)

**General attributes**

ISIN	US65344D2080
Symbol	NEXI
Exchange	Munich
Currency	EUR
Sector	Chemical / Pharmaceutical / Health
Security type	Stock
Market cap (m)	5 EUR
Benchmark	S&P 500

**Market data**

Bid (Bid size)	-
Ask (Ask size)	-
Open	3.30 EUR
High	3.30 EUR
Low	3.30 EUR
Close (prev. day)	3.30 EUR
VWAP	-
Volume (pcs)	0
Trading volume	0.00
Number of trades	1
Last size	0

**Futures and Options**

Related Futures	-
Related Options	-



Information about previous performance does not guarantee future performance.  
Source: FactSet

### Recent research

on sector		on market	
Date		Headline	Download
2024/05/10		Equity Weekly	
2024/04/29		Aktienempfehlungen Österreich	
2024/04/26		Global Equity Ratings	
2024/04/26		Aktienempfehlungen Global	
2024/04/15		Aktienempfehlungen Österreich	

## Details

2023/10/20 08:17:58

**Price**  
3.30 EUR

**Difference**  0.00% (0.00)

## General attributes

ISIN	US65344D2080
Symbol	NEXI
Exchange	Munich
Currency	EUR
Sector	Chemical / Pharmaceutical / Health
Security type	Stock
Market cap (m)	5 EUR
Benchmark	S&P 500


## Market data

Bid (Bid size)	-
Ask (Ask size)	-
Open	3.30 EUR
High	3.30 EUR
Low	3.30 EUR
Close (prev. day)	3.30 EUR
VWAP	-
Volume (pcs)	0
Trading volume	0.00
Number of trades	1
Last size	0

## Performance and Risk

	6m	1y	3y
Perf (%)	-	-	-
Perf (abs.)	-	-	-
Beta	-0.23	-1.96	0.82
Volatility	-	-	-

5y




Information about previous performance does not guarantee future performance.  
Source: FactSet

## Price data

Ø price 5 days   Ø volume 5 days (pcs.)	- EUR (-)
Ø price 30 days   Ø volume 30 days (pcs.)	- EUR (-)
Ø price 100 days   Ø volume 100 days (pcs.)	- EUR (-)
Ø price 250 days   Ø volume 250 days (pcs.)	- EUR (-)
YTD High   date	- EUR (-)
YTD Low   date	- EUR (-)
52 Weeks High   date	- EUR (-)
52 Weeks Low   date	- EUR (-)

## All listings for NEXIMMUNE INC.

Exchange 	Date	Time	Price	Trading volume (mio.)	Number of trades
Stuttgart	2023/10/18	17:35	4.55 EUR	0.00	12
Nasdaq	2024/05/10	22:30	3.60 USD	0.02	105
Munich	2023/10/20	08:17	3.30 EUR	0.00	1
Frankfurt	2023/10/20	08:16	3.30 EUR	0.00	1

## Company profile

### Company Logo



### Company Profile

-

### Contact Details

NEXIMMUNE

--

----

Telefon: -

Fax: -

E-mail: -