


EURO/HUF FUTURES (EUR) - BUD/20241016

2023/12/05 19:43:40

Price
393.98 HUF

Difference  **-0.50% (-1.97)**

General attributes

Symbol	EUR1024
Exchange	Budapest Stock Exchange
Currency	HUF
Security type	Future
Underlying	EURO / HUNGARIAN FORINT (EUR/HUF)
Maturity	10-2024
Contract size	1,000

Market data

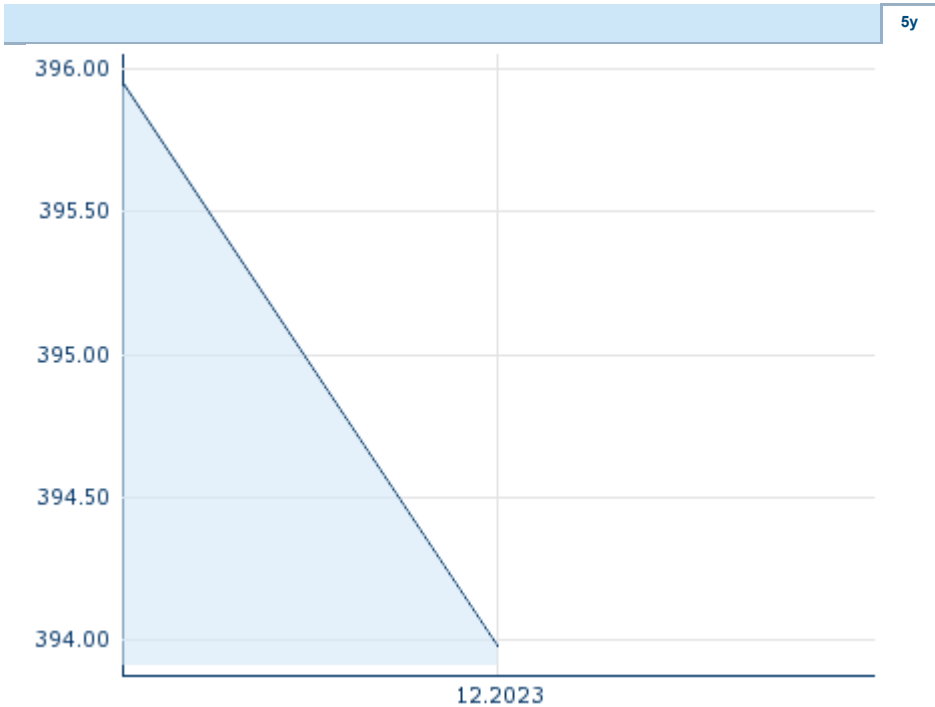
Bid (Bid size)	393.92 HUF (50)
Ask (Ask size)	393.98 HUF (50)
Open	393.92 HUF
High	393.98 HUF
Low	393.92 HUF
Close (prev. day)	395.95 HUF
Underlying	EURO / HUNGARIAN FORINT (EUR/HUF)
Underlying price (date)	386.10 (24/05/14)
Settlement price (date)	- (-)
Open Interest	100

Performance and Risk

	6m	1y	3y
Perf (%)	-	-	-
Perf (abs.)	-	-	-
Beta	-	-	-
Volatility	-	-	-

Futures and Options

Related Futures	-
Related Options	-











Information about previous performance does not guarantee future performance.
 Source: FactSet

Price data

Ø price 5 days Ø volume 5 days (pcs.)	- HUF (-)
Ø price 30 days Ø volume 30 days (pcs.)	- HUF (-)
Ø price 100 days Ø volume 100 days (pcs.)	- HUF (-)
Ø price 250 days Ø volume 250 days (pcs.)	- HUF (-)
YTD High date	- HUF (-)
YTD Low date	- HUF (-)
52 Weeks High date	- HUF (-)
52 Weeks Low date	- HUF (-)

Recent Research

on market

Date	Headline	Download
2024/05/13	 Will Romanian central bank begin monetary easing?	
2024/05/10	 EU News Monthly May 2024	
2024/05/08	 Marktkommentar	
2024/05/06	 Anzeichen für eine wirtschaftliche Wende?	
2024/05/06	 Mixed data on retail sales and industrial output	