

## MARIMEKKO OYJ

ISIN: **FI0009007660** WKN: **MMO1V**

## Overview

2024/05/16 21:51:15

Price

13.26 EUR

Difference  -7.27% (-1.04)

## General attributes

ISIN	FI0009007660
Symbol	MEKKO
Exchange	Frankfurt
Currency	EUR
Sector	Consumer Products
Security type	Stock
Market cap (m)	543 EUR
Benchmark	OMX HELSINKI 25

## Market data

Bid (Bid size)	13.26 EUR (100)
Ask (Ask size)	13.46 EUR (100)
Open	13.56 EUR
High	13.56 EUR
Low	13.26 EUR
Close (prev. day)	14.30 EUR
VWAP	12.18 EUR
Volume (pcs)	0
Trading volume	0.00
Number of trades	3
Last size	0

## Futures and Options





Related Futures	-
Related Options	-

5y



Information about previous performance does not guarantee future performance.  
Source: FactSet

## Recent research

on sector	on market		
Date	Headline		Download
2024/05/13	 Aktienempfehlungen Österreich		
2024/04/29	 Aktienempfehlungen Österreich		
2024/04/26	 Equity Weekly		
2024/04/26	 Global Equity Ratings		
2024/04/26	 Aktienempfehlungen Global		

## Details

2024/05/16 21:51:15

## Price

13.26 EUR

Difference 📉 -7.27% (-1.04)

## General attributes

ISIN	F10009007660
Symbol	MEKKO
Exchange	Frankfurt
Currency	EUR
Sector	Consumer Products
Security type	Stock
Market cap (m)	543 EUR
Benchmark	OMX HELSINKI 25

## Market data

Bid (Bid size)	13.26 EUR (100)
Ask (Ask size)	13.46 EUR (100)
Open	13.56 EUR
High	13.56 EUR
Low	13.26 EUR
Close (prev. day)	14.30 EUR
VWAP	12.18 EUR
Volume (pcs)	0
Trading volume	0.00
Number of trades	3
Last size	0

## Performance and Risk

	6m	1y	3y
Perf (%)	+12.85%	-	-
Perf (abs.)	+1.51	-	-
Beta	0.61	0.78	1.03
Volatility	34.29	-	-

5y



Information about previous performance does not guarantee future performance.  
Source: FactSet

## Price data

Ø price 5 days   Ø volume 5 days (pcs.)	13.34 EUR (0)
Ø price 30 days   Ø volume 30 days (pcs.)	12.66 EUR (0)
Ø price 100 days   Ø volume 100 days (pcs.)	12.56 EUR (8)
Ø price 250 days   Ø volume 250 days (pcs.)	- EUR (-)
YTD High   date	14.30 EUR (2024/05/15)
YTD Low   date	10.96 EUR (2024/02/15)
52 Weeks High   date	- EUR (-)
52 Weeks Low   date	- EUR (-)

## Arbitrage views

Exchange	Date	Time	Price	Trading volume (mio.)	Number of trades
Stuttgart	2024/05/16	15:53	13.36 EUR	0.00	10
Nasdaq Helsinki	2024/05/16	17:29	13.36 EUR	0.52	566
Munich	2024/05/16	08:13	13.68 EUR	0.00	2
London Stock Exchange	2023/09/29	17:38	10.51 EUR	0.01	2
Frankfurt	2024/05/16	21:51	13.26 EUR	0.00	3

	16						
FINRA other OTC Issues	2024/05/ 06	20:28	14.435 USD	0.00		1	
Duesseldorf	2024/05/ 16	08:12	13.84 EUR	0.00		3	

## Company profile

### Company Logo

**marimekko**

### Company Profile

-

### Contact Details

MARIMEKKO

--

Puusepankatu 4 00880 Helsinki

Telefon: +358 9 75871

Fax: +358 9 755 3051

E-mail: [info@marimekko.com](mailto:info@marimekko.com)