

# USD/NOK FUTURE (FCUN) - EUX/202501

2024/05/10 15:13:53

**Price**  
**10.7713** NOK

**Difference**  -0.49% (-0.05)

### General attributes

Symbol	FCUNF25
Exchange	Eurex
Currency	NOK
Security type	Future
Underlying	US DOLLAR / NORWEGIAN KRONER (USD/NOK)
Maturity	01-2025
Contract size	1

### Market data

Bid (Bid size)	- NOK (-)
Ask (Ask size)	- NOK (-)
Open	10.7713 NOK
High	10.7713 NOK
Low	10.7713 NOK
Close (prev. day)	10.8241 NOK
Underlying	US DOLLAR / NORWEGIAN KRONER (USD/NOK)
Underlying price (date)	10.833 (24/05/11)
Settlement price (date)	10.77 (24/05/10)
Open Interest	0

### Performance and Risk

	6m	1y	3y
Perf (%)	-2.27%	-	-
Perf (abs.)	-0.25	-	-
Beta	-	-	-
Volatility	10.94	-	-

### Futures and Options

Related Futures	-
Related Options	-

5y












Information about previous performance does not guarantee future performance.  
Source: FactSet

### Price data

Ø price 5 days   Ø volume 5 days (pcs.)	10.8029 NOK (0)
Ø price 30 days   Ø volume 30 days (pcs.)	10.8324 NOK (0)
Ø price 100 days   Ø volume 100 days (pcs.)	10.5429 NOK (0)
Ø price 250 days   Ø volume 250 days (pcs.)	- NOK (-)
YTD High   date	11.0017 NOK (2024/05/02)
YTD Low   date	10.2217 NOK (2024/01/02)
52 Weeks High   date	- NOK (-)
52 Weeks Low   date	- NOK (-)

### Recent Research

Date	Headline	Download
2024/05/10	 EU News Monthly May 2024	
2024/05/08	 Marktkommentar	
2024/05/06	 Anzeichen für eine wirtschaftliche Wende?	
2024/05/06	 Mixed data on retail sales and industrial output	
2024/05/02	 FX markets reflect uncertain interest rate outlook	