

CIE FINANCIÈRE RICHEMONT AG FUTURE (CFRL) - EUX/C12

2024/04/30 18:39:03

Price
127.4653 CHF

Difference  -1.39% (-1.80)

General attributes

Symbol	CFRLC12
Exchange	Eurex
Currency	CHF
Security type	Future
Underlying	COMPAGNIE FINANCIERE RICHEMONT SA
Maturity	04-2025
Contract size	100

Market data

Bid (Bid size)	- CHF (-)
Ask (Ask size)	- CHF (-)
Open	127.4653 CHF
High	127.4653 CHF
Low	127.4653 CHF
Close (prev. day)	129.2648 CHF
Underlying	COMPAGNIE FINANCIERE RICHEMONT SA
Underlying price (date)	135.50 (24/05/10)
Settlement price (date)	135.14 (24/05/10)
Open Interest	0

Performance and Risk

	6m	1y	3y
Perf (%)	+22.32%	-	-
Perf (abs.)	+23.26	-	-
Beta	-	-	-
Volatility	30.30	-	-

Futures and Options

Related Futures	-
Related Options	-












Information about previous performance does not guarantee future performance.
Source: FactSet

Price data

Ø price 5 days Ø volume 5 days (pcs.)	128.4691 CHF (0)
Ø price 30 days Ø volume 30 days (pcs.)	132.4786 CHF (0)
Ø price 100 days Ø volume 100 days (pcs.)	127.8806 CHF (0)
Ø price 250 days Ø volume 250 days (pcs.)	- CHF (-)
YTD High date	147.8185 CHF (2024/03/14)
YTD Low date	104.4816 CHF (2024/01/17)
52 Weeks High date	- CHF (-)
52 Weeks Low date	- CHF (-)

Recent Research

on underlying	on sector	on market	
Date		Headline	Download
2024/04/26		Global Equity Ratings	
2024/04/26		Aktienempfehlungen Global	
2024/04/03		Global Equity Ratings	
2024/04/03		Aktienempfehlungen Global	
2024/03/13		Global Equity Ratings	