

# CIE FINANCIÈRE RICHEMONT AG FUTURE (CFRL) - EUX/C11

2024/04/30 18:39:03

Price  
**127.3619** CHF

Difference  -1.39% (-1.80)

### General attributes

Symbol	CFRLC11
Exchange	Eurex
Currency	CHF
Security type	Future
Underlying	COMPAGNIE FINANCIERE RICHEMONT SA
Maturity	04-2025
Contract size	100

### Market data

Bid (Bid size)	- CHF (-)
Ask (Ask size)	- CHF (-)
Open	127.3619 CHF
High	127.3619 CHF
Low	127.3619 CHF
Close (prev. day)	129.1625 CHF
Underlying	COMPAGNIE FINANCIERE RICHEMONT SA
Underlying price (date)	143.75 (24/06/04)
Settlement price (date)	143.15 (24/06/04)
Open Interest	0

### Performance and Risk

	6m	1y	3y
Perf (%)	+21.03%	-	-
Perf (abs.)	+22.13	-	-
Beta	-	-	-
Volatility	30.20	-	-

### Futures and Options

Related Futures	-
Related Options	-

5y












Information about previous performance does not guarantee future performance.  
Source: FactSet

### Price data

Ø price 5 days   Ø volume 5 days (pcs.)	128.3669 CHF (0)
Ø price 30 days   Ø volume 30 days (pcs.)	132.3730 CHF (0)
Ø price 100 days   Ø volume 100 days (pcs.)	127.7578 CHF (0)
Ø price 250 days   Ø volume 250 days (pcs.)	- CHF (-)
YTD High   date	147.6568 CHF (2024/03/14)
YTD Low   date	104.3558 CHF (2024/01/17)
52 Weeks High   date	- CHF (-)
52 Weeks Low   date	- CHF (-)

### Recent Research

on underlying	on sector	on market	
Date		Headline	Download
2024/05/29		Global Equity Ratings	
2024/05/29		Aktienempfehlungen Global	
2024/04/26		Global Equity Ratings	
2024/04/26		Aktienempfehlungen Global	
2024/04/03		Global Equity Ratings	