

CIE FINANCIÈRE RICHEMONT AG FUTURE (CFRL) - EUX/202512

2024/09/17 18:45:48

Price
116.7698 CHF

Difference  0.88% (1.01)

General attributes

Symbol	CFRLZ25
Exchange	Eurex
Currency	CHF
Security type	Future
Underlying	COMPAGNIE FINANCIERE RICHEMONT SA
Maturity	12-2025
Contract size	100

Market data

Bid (Bid size)	- CHF (-)
Ask (Ask size)	- CHF (-)
Open	116.7698 CHF
High	116.7698 CHF
Low	116.7698 CHF
Close (prev. day)	115.7555 CHF
Underlying	COMPAGNIE FINANCIERE RICHEMONT SA
Underlying price (date)	119.85 (24/09/17)
Settlement price (date)	116.77 (24/09/17)
Open Interest	0

Performance and Risk

	6m	1y	3y
Perf (%)	-19.48%	-	-
Perf (abs.)	-28.24	-	-
Beta	-	-	-
Volatility	25.77	-	-

Futures and Options

Related Futures	-
Related Options	-












Information about previous performance does not guarantee future performance.
Source: FactSet

Price data

Ø price 5 days Ø volume 5 days (pcs.)	116.3383 CHF (0)
Ø price 30 days Ø volume 30 days (pcs.)	125.7251 CHF (0)
Ø price 100 days Ø volume 100 days (pcs.)	133.5818 CHF (0)
Ø price 250 days Ø volume 250 days (pcs.)	- CHF (-)
YTD High date	148.8388 CHF (2024/06/07)
YTD Low date	103.7895 CHF (2024/01/17)
52 Weeks High date	- CHF (-)
52 Weeks Low date	- CHF (-)

Recent Research

on underlying	on sector	on market	
Date		Headline	Download
2024/09/11		Global Equity Ratings	
2024/09/11		Aktienempfehlungen Global	
2024/09/05		Global Equity Ratings	
2024/09/05		Aktienempfehlungen Global	
2024/08/12		Global Equity Ratings	