

CIE FINANCIÈRE RICHEMONT AG FUTURE (CFRL) - EUX/202512

2024/07/29 18:35:11

Price
131.1038 CHF

Difference  **-1.13% (-1.50)**

General attributes

Symbol	CFRLZ25
Exchange	Eurex
Currency	CHF
Security type	Future
Underlying	COMPAGNIE FINANCIERE RICHEMONT SA
Maturity	12-2025
Contract size	100

Market data

Bid (Bid size)	- CHF (-)
Ask (Ask size)	- CHF (-)
Open	131.1038 CHF
High	131.1038 CHF
Low	131.1038 CHF
Close (prev. day)	132.601 CHF
Underlying	COMPAGNIE FINANCIERE RICHEMONT SA
Underlying price (date)	133.40 (24/07/29)
Settlement price (date)	131.10 (24/07/29)
Open Interest	0

Performance and Risk

	6m	1y	3y
Perf (%)	+2.86%	-	-
Perf (abs.)	+3.64	-	-
Beta	-	-	-
Volatility	23.28	-	-

Futures and Options

Related Futures	-
Related Options	-









Information about previous performance does not guarantee future performance.
Source: FactSet

Price data

Ø price 5 days Ø volume 5 days (pcs.)	131.4592 CHF (0)
Ø price 30 days Ø volume 30 days (pcs.)	136.2983 CHF (0)
Ø price 100 days Ø volume 100 days (pcs.)	136.6230 CHF (0)
Ø price 250 days Ø volume 250 days (pcs.)	- CHF (-)
YTD High date	148.8388 CHF (2024/06/07)
YTD Low date	103.7895 CHF (2024/01/17)
52 Weeks High date	- CHF (-)
52 Weeks Low date	- CHF (-)

Recent Research

on underlying	on sector	on market	
Date		Headline	Download
2024/07/24		Global Equity Ratings	
2024/07/24		Aktienempfehlungen Global	
2024/07/15		Aktienempfehlungen Global	
2024/07/12		Global Equity Ratings	
2024/06/21		Global Equity Ratings	