

# CIE FINANCIÈRE RICHEMONT AG FUTURE (CFRL) - EUX/202410

2024/07/29 18:35:11

Price  
**131.903** CHF

Difference  -1.14% (-1.52)

### General attributes

Symbol	CFRLV24
Exchange	Eurex
Currency	CHF
Security type	Future
Underlying	COMPAGNIE FINANCIERE RICHEMONT SA
Maturity	10-2024
Contract size	100

### Market data

Bid (Bid size)	- CHF (-)
Ask (Ask size)	- CHF (-)
Open	131.903 CHF
High	131.903 CHF
Low	131.903 CHF
Close (prev. day)	133.4196 CHF
Underlying	COMPAGNIE FINANCIERE RICHEMONT SA
Underlying price (date)	133.85 (24/07/30)
Settlement price (date)	131.90 (24/07/29)
Open Interest	0

### Performance and Risk

	6m	1y	3y
Perf (%)	+3.23%	-	-
Perf (abs.)	+4.13	-	-
Beta	-	-	-
Volatility	22.84	-	-

### Futures and Options

Related Futures	-
Related Options	-











Information about previous performance does not guarantee future performance.  
Source: FactSet

### Price data

Ø price 5 days   Ø volume 5 days (pcs.)	132.251 CHF (0)
Ø price 30 days   Ø volume 30 days (pcs.)	137.016 CHF (0)
Ø price 100 days   Ø volume 100 days (pcs.)	136.921 CHF (0)
Ø price 250 days   Ø volume 250 days (pcs.)	- CHF (-)
YTD High   date	148.587 CHF (2024/06/07)
YTD Low   date	104.251 CHF (2024/01/17)
52 Weeks High   date	- CHF (-)
52 Weeks Low   date	- CHF (-)

### Recent Research

on underlying	on sector	on market	
Date		Headline	Download
2024/07/24		Global Equity Ratings	
2024/07/24		Aktienempfehlungen Global	
2024/07/15		Aktienempfehlungen Global	
2024/07/12		Global Equity Ratings	
2024/06/21		Global Equity Ratings	