

CIE FINANCIÈRE RICHEMONT AG FUTURE (CFRL) - EUX/202410

2024/06/03 18:34:15

Price
142.1232 CHF

Difference  **-0.30% (-0.43)**

General attributes

Symbol	CFRLV24
Exchange	Eurex
Currency	CHF
Security type	Future
Underlying	COMPAGNIE FINANCIERE RICHEMONT SA
Maturity	10-2024
Contract size	100

Market data

Bid (Bid size)	- CHF (-)
Ask (Ask size)	- CHF (-)
Open	142.1232 CHF
High	142.1232 CHF
Low	142.1232 CHF
Close (prev. day)	142.5501 CHF
Underlying	COMPAGNIE FINANCIERE RICHEMONT SA
Underlying price (date)	144.20 (24/06/04)
Settlement price (date)	142.12 (24/06/03)
Open Interest	0

Performance and Risk

	6m	1y	3y
Perf (%)	+30.11%	-	-
Perf (abs.)	+32.89	-	-
Beta	-	-	-
Volatility	28.35	-	-

Futures and Options

Related Futures	-
Related Options	-

5y












Information about previous performance does not guarantee future performance.
Source: FactSet

Price data

Ø price 5 days Ø volume 5 days (pcs.)	141.7941 CHF (0)
Ø price 30 days Ø volume 30 days (pcs.)	135.0907 CHF (0)
Ø price 100 days Ø volume 100 days (pcs.)	132.4968 CHF (0)
Ø price 250 days Ø volume 250 days (pcs.)	- CHF (-)
YTD High date	147.1918 CHF (2024/03/14)
YTD Low date	104.2509 CHF (2024/01/17)
52 Weeks High date	- CHF (-)
52 Weeks Low date	- CHF (-)

Recent Research

on underlying	on sector	on market	
Date		Headline	Download
2024/05/29		Global Equity Ratings	
2024/05/29		Aktienempfehlungen Global	
2024/04/26		Global Equity Ratings	
2024/04/26		Aktienempfehlungen Global	
2024/04/03		Global Equity Ratings	