

CIE FINANCIÈRE RICHEMONT AG FUTURE (CFRL) - EUX/202409

2024/09/16 18:46:38

Price
116.9534 CHF

Difference  -1.40% (-1.66)

General attributes

Symbol	CFRLU24
Exchange	Eurex
Currency	CHF
Security type	Future
Underlying	COMPAGNIE FINANCIERE RICHEMONT SA
Maturity	09-2024
Contract size	100

Market data

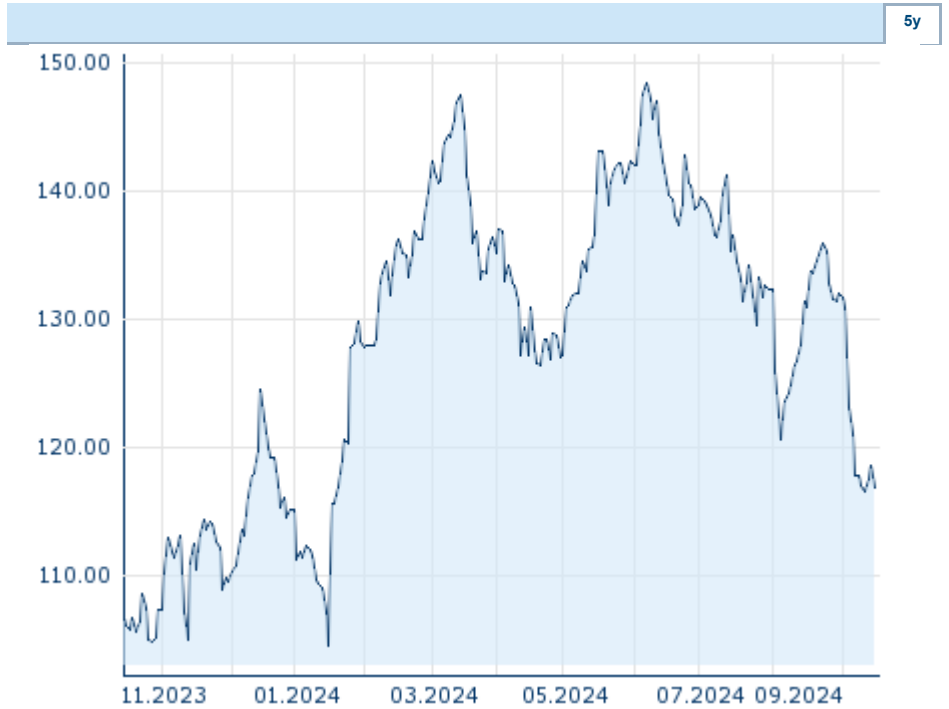
Bid (Bid size)	- CHF (-)
Ask (Ask size)	- CHF (-)
Open	116.9534 CHF
High	116.9534 CHF
Low	116.9534 CHF
Close (prev. day)	118.6157 CHF
Underlying	COMPAGNIE FINANCIERE RICHEMONT SA
Underlying price (date)	120.25 (24/09/17)
Settlement price (date)	116.95 (24/09/16)
Open Interest	14,150

Performance and Risk

	6m	1y	3y
Perf (%)	-19.36%	-	-
Perf (abs.)	-28.07	-	-
Beta	-	-	-
Volatility	25.11	-	-

Futures and Options

Related Futures	-
Related Options	-












Information about previous performance does not guarantee future performance.
Source: FactSet

Price data

Ø price 5 days Ø volume 5 days (pcs.)	117.3276 CHF (1,955)
Ø price 30 days Ø volume 30 days (pcs.)	126.7382 CHF (481)
Ø price 100 days Ø volume 100 days (pcs.)	134.2207 CHF (204)
Ø price 250 days Ø volume 250 days (pcs.)	- CHF (-)
YTD High date	148.4280 CHF (2024/06/07)
YTD Low date	104.5422 CHF (2024/01/17)
52 Weeks High date	- CHF (-)
52 Weeks Low date	- CHF (-)

Recent Research

on underlying	on sector	on market	
Date		Headline	Download
2024/09/11		Global Equity Ratings	
2024/09/11		Aktienempfehlungen Global	
2024/09/05		Global Equity Ratings	
2024/09/05		Aktienempfehlungen Global	
2024/08/12		Global Equity Ratings	