

CIE FINANCIÈRE RICHEMONT AG FUTURE (CFRL) - EUX/202409

2024/07/29 18:35:11

Price
131.7908 CHF

Difference  **-1.14% (-1.52)**

General attributes

Symbol	CFRLU24
Exchange	Eurex
Currency	CHF
Security type	Future
Underlying	COMPAGNIE FINANCIERE RICHEMONT SA
Maturity	09-2024
Contract size	100

Market data

Bid (Bid size)	- CHF (-)
Ask (Ask size)	- CHF (-)
Open	131.7908 CHF
High	131.7908 CHF
Low	131.7908 CHF
Close (prev. day)	133.3067 CHF
Underlying	COMPAGNIE FINANCIERE RICHEMONT SA
Underlying price (date)	133.80 (24/07/30)
Settlement price (date)	131.79 (24/07/29)
Open Interest	6,000

Performance and Risk

	6m	1y	3y
Perf (%)	+2.92%	-	-
Perf (abs.)	+3.74	-	-
Beta	-	-	-
Volatility	22.66	-	-

Futures and Options

Related Futures	-
Related Options	-












Information about previous performance does not guarantee future performance.
Source: FactSet

Price data

Ø price 5 days Ø volume 5 days (pcs.)	132.1385 CHF (600)
Ø price 30 days Ø volume 30 days (pcs.)	136.8938 CHF (200)
Ø price 100 days Ø volume 100 days (pcs.)	136.9746 CHF (60)
Ø price 250 days Ø volume 250 days (pcs.)	- CHF (-)
YTD High date	148.4280 CHF (2024/06/07)
YTD Low date	104.5422 CHF (2024/01/17)
52 Weeks High date	- CHF (-)
52 Weeks Low date	- CHF (-)

Recent Research

on underlying	on sector	on market	
Date		Headline	Download
2024/07/24		Global Equity Ratings	
2024/07/24		Aktienempfehlungen Global	
2024/07/15		Aktienempfehlungen Global	
2024/07/12		Global Equity Ratings	
2024/06/21		Global Equity Ratings	