

# CIE FINANCIÈRE RICHEMONT AG FUTURE (CFRL) - EUX/202412

2024/09/05 18:38:47

Price  
**121.3849** CHF

Difference  -1.67% (-2.06)

### General attributes

Symbol	CFRLZ24
Exchange	Eurex
Currency	CHF
Security type	Future
Underlying	COMPAGNIE FINANCIERE RICHEMONT SA
Maturity	12-2024
Contract size	100

### Market data

Bid (Bid size)	- CHF (-)
Ask (Ask size)	- CHF (-)
Open	121.3849 CHF
High	121.3849 CHF
Low	121.3849 CHF
Close (prev. day)	123.4458 CHF
Underlying	COMPAGNIE FINANCIERE RICHEMONT SA
Underlying price (date)	122.95 (24/09/05)
Settlement price (date)	121.38 (24/09/05)
Open Interest	0

### Performance and Risk

	6m	1y	3y
Perf (%)	-13.74%	-	-
Perf (abs.)	-19.34	-	-
Beta	-	-	-
Volatility	25.42	-	-

### Futures and Options

Related Futures	-
Related Options	-












5y

Information about previous performance does not guarantee future performance.  
Source: FactSet

### Price data

Ø price 5 days   Ø volume 5 days (pcs.)	128.0666 CHF (0)
Ø price 30 days   Ø volume 30 days (pcs.)	130.0030 CHF (0)
Ø price 100 days   Ø volume 100 days (pcs.)	135.2399 CHF (0)
Ø price 250 days   Ø volume 250 days (pcs.)	- CHF (-)
YTD High   date	148.9404 CHF (2024/06/07)
YTD Low   date	104.4816 CHF (2024/01/17)
52 Weeks High   date	- CHF (-)
52 Weeks Low   date	- CHF (-)

### Recent Research

on underlying	on sector	on market	
Date		Headline	Download
2024/09/05		Global Equity Ratings	
2024/09/05		Aktienempfehlungen Global	
2024/08/12		Global Equity Ratings	
2024/08/12		Aktienempfehlungen Global	
2024/07/24		Global Equity Ratings	