

CIE FINANCIÈRE RICHEMONT AG FUTURE (CFRL) - EUX/202407

2024/06/14 18:38:43

Price
144.0459 CHF

Difference  **-1.51% (-2.21)**

General attributes

Symbol	CFRLN24
Exchange	Eurex
Currency	CHF
Security type	Future
Underlying	COMPAGNIE FINANCIERE RICHEMONT SA
Maturity	07-2024
Contract size	100

Market data

Bid (Bid size)	- CHF (-)
Ask (Ask size)	- CHF (-)
Open	144.0459 CHF
High	144.0459 CHF
Low	144.0459 CHF
Close (prev. day)	146.2545 CHF
Underlying	COMPAGNIE FINANCIERE RICHEMONT SA
Underlying price (date)	143.85 (24/06/14)
Settlement price (date)	144.05 (24/06/14)
Open Interest	0

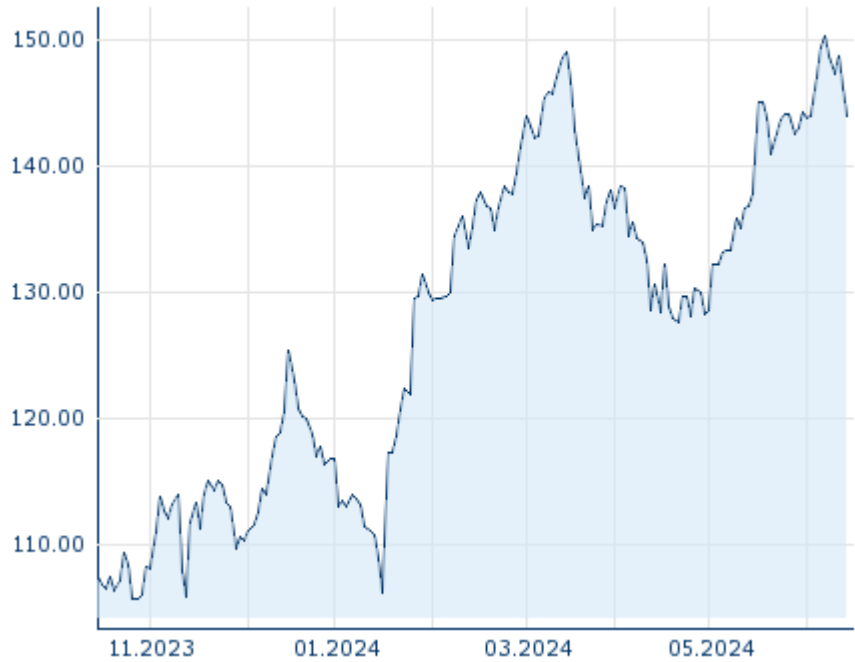
Performance and Risk

	6m	1y	3y
Perf (%)	+14.81%	-	-
Perf (abs.)	+18.58	-	-
Beta	-	-	-
Volatility	27.33	-	-

Futures and Options

Related Futures	-
Related Options	-

5y












Information about previous performance does not guarantee future performance.
Source: FactSet

Price data

Ø price 5 days Ø volume 5 days (pcs.)	147.0248 CHF (0)
Ø price 30 days Ø volume 30 days (pcs.)	142.1304 CHF (0)
Ø price 100 days Ø volume 100 days (pcs.)	137.3425 CHF (0)
Ø price 250 days Ø volume 250 days (pcs.)	- CHF (-)
YTD High date	150.3546 CHF (2024/06/07)
YTD Low date	106.2784 CHF (2024/01/17)
52 Weeks High date	- CHF (-)
52 Weeks Low date	- CHF (-)

Recent Research

on underlying	on sector	on market	
Date		Headline	Download
2024/06/14		Global Equity Ratings	
2024/06/14		Aktienempfehlungen Global	
2024/05/29		Global Equity Ratings	
2024/05/29		Aktienempfehlungen Global	
2024/04/26		Global Equity Ratings	