

CIE FINANCIÈRE RICHEMONT AG FUTURE (CFRL) - EUX/202407

2024/05/10 18:29:06

Price
135.8731 CHF

Difference  1.91% (2.55)

General attributes

Symbol	CFRLN24
Exchange	Eurex
Currency	CHF
Security type	Future
Underlying	COMPAGNIE FINANCIERE RICHEMONT SA
Maturity	07-2024
Contract size	100

Market data

Bid (Bid size)	- CHF (-)
Ask (Ask size)	- CHF (-)
Open	135.8731 CHF
High	135.8731 CHF
Low	135.8731 CHF
Close (prev. day)	133.3262 CHF
Underlying	COMPAGNIE FINANCIERE RICHEMONT SA
Underlying price (date)	135.50 (24/05/10)
Settlement price (date)	135.87 (24/05/10)
Open Interest	0

Performance and Risk

	6m	1y	3y
Perf (%)	+25.78%	-	-
Perf (abs.)	+27.85	-	-
Beta	-	-	-
Volatility	28.58	-	-

Futures and Options

Related Futures	-
Related Options	-












Information about previous performance does not guarantee future performance.
Source: FactSet

Price data

Ø price 5 days Ø volume 5 days (pcs.)	133.6177 CHF (0)
Ø price 30 days Ø volume 30 days (pcs.)	132.3133 CHF (0)
Ø price 100 days Ø volume 100 days (pcs.)	130.2939 CHF (0)
Ø price 250 days Ø volume 250 days (pcs.)	- CHF (-)
YTD High date	149.0462 CHF (2024/03/14)
YTD Low date	106.2784 CHF (2024/01/17)
52 Weeks High date	- CHF (-)
52 Weeks Low date	- CHF (-)

Recent Research

on underlying	on sector	on market	
Date		Headline	Download
2024/04/26		Global Equity Ratings	
2024/04/26		Aktienempfehlungen Global	
2024/04/03		Global Equity Ratings	
2024/04/03		Aktienempfehlungen Global	
2024/03/13		Global Equity Ratings	