

CIE FINANCIÈRE RICHEMONT AG FUTURE (CFRL) - EUX/202408

2024/07/29 18:35:11

Price
133.4808 CHF

Difference  -1.12% (-1.51)

General attributes

Symbol	CFRLQ24
Exchange	Eurex
Currency	CHF
Security type	Future
Underlying	COMPAGNIE FINANCIERE RICHEMONT SA
Maturity	08-2024
Contract size	100

Market data

Bid (Bid size)	- CHF (-)
Ask (Ask size)	- CHF (-)
Open	133.4808 CHF
High	133.4808 CHF
Low	133.4808 CHF
Close (prev. day)	134.9954 CHF
Underlying	COMPAGNIE FINANCIERE RICHEMONT SA
Underlying price (date)	133.40 (24/07/29)
Settlement price (date)	133.48 (24/07/29)
Open Interest	275

Performance and Risk

	6m	1y	3y
Perf (%)	+2.77%	-	-
Perf (abs.)	+3.60	-	-
Beta	-	-	-
Volatility	22.55	-	-

Futures and Options

Related Futures	-
Related Options	-

5y












Information about previous performance does not guarantee future performance.
Source: FactSet

Price data

Ø price 5 days Ø volume 5 days (pcs.)	133.8279 CHF (0)
Ø price 30 days Ø volume 30 days (pcs.)	138.7185 CHF (0)
Ø price 100 days Ø volume 100 days (pcs.)	138.7291 CHF (3)
Ø price 250 days Ø volume 250 days (pcs.)	- CHF (-)
YTD High date	150.5181 CHF (2024/06/07)
YTD Low date	106.3980 CHF (2024/01/17)
52 Weeks High date	- CHF (-)
52 Weeks Low date	- CHF (-)

Recent Research

on underlying	on sector	on market	
Date		Headline	Download
2024/07/24		Global Equity Ratings	
2024/07/24		Aktienempfehlungen Global	
2024/07/15		Aktienempfehlungen Global	
2024/07/12		Global Equity Ratings	
2024/06/21		Global Equity Ratings	