

## S&amp;P 500

ISIN: US78378X1072 WKN: -

## Overview

2024/09/18 22:57:57

Price

**5,618.26** USDDifference  -0.29% (-16.32)

## General attributes

ISIN	US78378X1072
Symbol	SP500
Country	USA
Instruments in index	503
Type of index	Price Index
Security type	Index

## Top 5

Name 	Price	+ - (%) 	Trend 
WEST PHARM...	309.18	+4.50	
DOLLAR TRE...	75.67	+2.95	
MONSTER BE...	52.35	+2.51	
GENERAL MO...	48.66	+2.40	
BIO-RAD LA...	340.45	+2.04	

Intraday 1w 1m 6m 1y 3y

## Flo 5











Name 	Price	+ - (%) 	Trend 
RESMED INC...	238.03	-5.12	
AVERY DENN...	209.36	-4.92	
SYSCO CORP	74.54	-4.17	
ALBEMARLE ...	86.59	-3.60	
INTEL CORP...	20.77	-3.26	

Intraday 1w 1m 6m 1y 3y



Information about previous performance does not guarantee future performance.  
Source: FactSet

## Recent research

on market		
Date	Headline	Download
2024/09/19	 US Fed starts monetary easing cycle	
2024/09/18	 US-Notenbank startet Zinssenkungszyklus	
2024/09/16	 US-Fed beginnt mit Zinssenkungen	
2024/09/13	 Week Ahead	
2024/09/13	 Wochenausblick	

**More information on countries & regions**

**➤ Markets by Region**

## Details

2024/09/18 22:57:57

Price

**5,618.26** USDDifference  -0.29% (-16.32)

## General attributes

ISIN US78378X1072

Symbol SP500

Country USA

Security type Index

Instruments in index 503

## Market data

Open 5,641.68 USD

High 5,689.75 USD

Low 5,615.08 USD

Close (prev. day) 5,634.58 USD

Trading volume (m) 2,458,455,287

Volume (pcs) 13,855,435,107,373

## Performance and Risk

	6m	1y	3y
Perf (%)	+9.10%	+26.15%	+26.74%
Perf (abs.)	+468.84	+1,164.73	+1,185.27
Beta	-	-	-
Volatility	13.54	12.82	17.78

5y



Information about previous performance does not guarantee future performance.

Source: FactSet

## Price data

Ø price 5 days   Ø volume 5 days (pcs.)	5,621.54 USD (2,378,866,335)
Ø price 30 days   Ø volume 30 days (pcs.)	5,541.06 USD (2,302,256,033)
Ø price 100 days   Ø volume 100 days (pcs.)	5,437.40 USD (2,406,632,903)
Ø price 250 days   Ø volume 250 days (pcs.)	5,052.23 USD (2,364,170,941)
YTD High   date	5,689.75 USD (2024/09/18)
YTD Low   date	4,682.11 USD (2024/01/05)
52 Weeks High   date	5,689.75 USD (2024/09/18)
52 Weeks Low   date	4,103.78 USD (2023/10/27)

## Composition

Name ISIN	Price	Diff % Diff +/-	Performance	Date Time	Turnover Pc. Turnover Money
3M COMPANY US88579Y1010	133.36	-0.16% -0.21		24/09/18 22:00:02	2,960,934 394,137,651.45
ABBOTT LABS US0028241000	114.88	-2.75% -3.25		24/09/18 22:00:02	5,990,242 691,131,544.77
ABBVIE INC. US00287Y1091	192.94	-0.26% -0.51		24/09/18 22:00:02	3,236,829 626,403,217.58
ACCENTURE PLC IE00B4BNMY34	336.18	-0.26% -0.86		24/09/18 22:00:02	2,150,899 721,857,668.35
ADOBE INC. US00724F1012	508.13	-1.34% -6.90		24/09/18 22:00:00	3,997,267 2,037,142,041.28
ADVANCED MICRO DEVICES IN... US0079031078	148.29	-1.68% -2.53		24/09/18 22:00:00	26,320,083 3,947,391,604.50
AES CORP US00130H1059	19.26	0.10% 0.02		24/09/18 22:00:02	10,658,632 205,638,121.77
AFLAC INC. US0010551028	108.96	-0.55% -0.60		24/09/18 22:00:02	2,118,881 231,750,365.84
AGILENT TECHNOLOGIES INC. US00846U1016	139.01	0.48% 0.66		24/09/18 22:00:02	1,390,546 193,402,009.71
AIR PRODUCTS & CHEMICALS ... US0091581068	287.30	-1.32% -3.83		24/09/18 22:00:02	1,016,924 293,111,257.95
AIRBNB INC. CLASS A US0090661010	122.42	0.25% 0.30		24/09/18 22:00:00	3,861,293 476,206,747.49
AKAMAI TECHNOLOGIES INC. US00971T1016	97.41	-0.47% -0.46		24/09/18 22:00:00	1,013,812 98,829,520.49
ALBEMARLE CORP US0126531013	86.59	-3.60% -3.23		24/09/18 22:00:02	3,200,630 279,564,944.61
ALEXANDRIA REAL EST. EQU.... US0152711091	123.86	-0.12% -0.15		24/09/18 22:00:02	1,434,826 177,917,544.98
ALIGN TECHNOLOGY INC. US0162551016	253.01	-0.06% -0.15		24/09/18 22:00:00	912,530 232,259,273.07
ALLEGION PLC IE00BFRT3W74	143.42	0.03% 0.05		24/09/18 22:00:02	485,218 69,813,167.07
ALLIANT ENERGY CORP US0188021085	60.33	0.03% 0.02		24/09/18 22:00:00	1,331,545 80,245,237.13
ALLSTATE CORP US0200021014	191.01	0.39% 0.75		24/09/18 22:00:02	1,235,474 235,508,359.12
ALPHABET INC A US02079K3059	159.81	0.31% 0.49		24/09/18 22:00:00	23,677,315 3,780,431,432.39
ALPHABET INC. CLASS C US02079K1079	160.81	0.33% 0.53		24/09/18 22:00:00	16,756,450 2,693,188,284.88
ALTRIA GROUP INC. US02209S1033	50.63	0.26% 0.13		24/09/18 22:00:02	7,778,424 394,550,571.91
AMAZON.COM INC. US0231351067	186.43	-0.24% -0.45		24/09/18 22:00:00	34,448,130 6,433,687,424.13
AMCOR PLC JE00BJ1F3079	11.01	0.18% 0.02		24/09/18 22:00:02	6,512,288 71,776,350.15

AMEREN CORP US0236081024	84.62	-0.47% -0.40		24/09/18 22:00:02	921,567 77,992,763.83
AMERICAN AIRLINES GROUP I... US02376R1023	11.03	-1.25% -0.14		24/09/18 22:00:00	37,396,519 413,949,195.69
AMERICAN ELECTRIC POWER C... US0255371017	103.22	-0.95% -0.99		24/09/18 22:00:00	1,890,229 195,464,761.06
AMERICAN EXPRESS CO US0258161092	262.18	-1.21% -3.22		24/09/18 22:00:02	2,577,368 678,022,328.43
AMERICAN INTERNATIONAL GR... US0268747849	73.30	-0.41% -0.30		24/09/18 22:00:02	3,648,069 268,067,371.64
AMERICAN TOWER CORP US03027X1000	235.95	-1.46% -3.50		24/09/18 22:00:02	1,828,121 433,250,684.59
AMERICAN WATER WORKS CORP... US0304201033	148.94	-0.64% -0.96		24/09/18 22:00:02	1,183,226 176,210,206.02