

# S&P 500

ISIN: **US78378X1072** WKN: -

## Übersicht

14.08.2024 22:56:39

Kurs

**5.455,21** USD

Differenz ▲ 0,38% (20,78)

### Stammdaten

ISIN	US78378X1072
Symbol	SP500
Land	USA
Anzahl der enthaltenen Werte im Index	503
Index-Typ	Kursindex
Wertpapierkategorie	Index

### Top 5

Name	Kurs	+ - (%)	Trend
KELLANOVA	80,28	+7,76	<span style="color: green;">▲</span>
PROGRESSIV...	234,34	+5,40	<span style="color: green;">▲</span>
ALLSTATE C...	180,95	+5,23	<span style="color: green;">▲</span>
CHARLES SC...	65,36	+4,59	<span style="color: green;">▲</span>
CARDINAL H...	106,36	+3,68	<span style="color: green;">▲</span>

Intraday 1W 1M 6M 1J 3J

### Flop 5

Name	Kurs	+ - (%)	Trend
ALBEMARLE ...	72,85	-5,66	<span style="color: red;">▼</span>
ETSY INC. ...	51,50	-4,74	<span style="color: red;">▼</span>
TESLA INC.	201,38	-3,10	<span style="color: red;">▼</span>
INTEL CORP...	19,92	-2,69	<span style="color: red;">▼</span>
ZOETIS INC...	183,38	-2,65	<span style="color: red;">▼</span>

Intraday 1W 1M 6M 1J 3J



Nähere Infos zu den Ländern &



Die Wertentwicklung der Vergangenheit lässt keine verlässlichen Rückschlüsse auf die zukünftige Entwicklung eines Finanzinstruments zu.

Quelle: FactSet

### Aktuellstes Research

Märkte	Datum	Überschrift	Download
	12.08.2024	Global Equity Ratings	
	12.08.2024	Aktienempfehlungen Global	
	12.08.2024	Marktkommentar	
	12.08.2024	US-Arbeitsmarkt und Bank of Japan verunsichern die...	
	09.08.2024	Week Ahead	

5J

**Regionen**

➤ **Märkte nach Region**

## Details

14.08.2024 22:56:39

Kurs

**5.455,21** USDDifferenz  0,38% (20,78)

## Stammdaten

ISIN	US78378X1072
Symbol	SP500
Land	USA
Wertpapierkategorie	Index
Anzahl der enthaltenen Werte im Index	503

## Marktdaten

Eröffnung	5.442,36 USD
Hoch	5.463,22 USD
Tief	5.415,91 USD
Schluss Vortag	5.434,43 USD
Volumen (Mio.)	2.314.941.339
Volumen (Stück)	12.605.780.631.774

## Performance und Risiko

	6M	1J	3J
Perf (%)	+9,09%	+21,50%	+22,10%
Perf (abs.)	+454,59	+965,49	+987,21
Beta	-	-	-
Volatilität	13,09	12,56	17,71



5J

Die Wertentwicklung der Vergangenheit lässt keine verlässlichen Rückschlüsse auf die zukünftige Entwicklung eines Finanzinstruments zu.

Quelle: FactSet
























## Kursdaten

Ø Kurs 5 Tage   Ø Volumen 5 Tage (Stk.)	5.379,50 USD (2.392.759.653)
Ø Kurs 30 Tage   Ø Volumen 30 Tage (Stk.)	5.470,05 USD (2.689.605.481)
Ø Kurs 100 Tage   Ø Volumen 100 Tage (Stk.)	5.322,34 USD (2.404.419.152)
Ø Kurs 250 Tage   Ø Volumen 250 Tage	4.934,22 USD (2.354.591.420)
Hoch seit 1.1.   Datum	5.669,67 USD (16.07.2024)
Tief seit 1.1.   Datum	4.682,11 USD (05.01.2024)
52 Wochen Hoch   Datum	5.669,67 USD (16.07.2024)
52 Wochen Tief   Datum	4.103,78 USD (27.10.2023)

## Enthaltene Werte

Name ISIN	Kurs	Diff % Diff /-	Performance	Datum Zeit	Gehandelte Stück Umsatz Geld
3M COMPANY US88579Y1010	126,17	0,65% 0,82		14.08.24 22:00:01	3.252.959 410.052.193,20
ABBOTT LABORATORIES US0028241000	109,89	1,52% 1,65		14.08.24 22:00:02	5.823.137 637.256.388,72
ABBVIE INC. US00287Y1091	193,00	0,93% 1,77		14.08.24 22:00:02	4.153.610 799.983.769,73
ACCENTURE PLC IE00B4BNMY34	319,83	0,16% 0,50		14.08.24 22:00:02	1.404.627 448.878.318,13
ADOBE INC. US00724F1012	539,79	0,85% 4,57		14.08.24 22:00:00	1.915.589 1.032.442.747,90
ADVANCED MICRO DEVICES IN... US0079031078	140,75	-0,27% -0,38		14.08.24 22:00:00	35.506.434 4.969.537.054,84
AES CORP US00130H1059	16,94	0,30% 0,05		14.08.24 22:00:02	5.670.226 96.068.897,92
AFLAC INC. US0010551028	102,37	0,63% 0,64		14.08.24 22:00:02	1.787.906 183.281.142,82
AGILENT TECHNOLOGIES INC. US00846U1016	136,03	-1,01% -1,39		14.08.24 22:00:02	1.090.040 148.808.601,31
AIR PRODUCTS & CHEMICALS ... US0091581068	276,49	-0,02% -0,06		14.08.24 22:00:02	706.631 194.757.269,79
AIRBNB INC. CLASS A US0090661010	116,24	-0,56% -0,66		14.08.24 22:00:00	3.504.758 410.175.375,06
AKAMAI TECHNOLOGIES INC. US00971T1016	99,73	-1,28% -1,29		14.08.24 22:00:00	1.583.857 158.808.031,54
ALBEMARLE CORP US0126531013	72,85	-5,66% -4,37		14.08.24 22:00:01	4.528.414 330.589.501,81
ALEXANDRIA REAL EST. EQU.... US0152711091	113,24	-0,37% -0,42		14.08.24 22:00:02	527.183 59.874.180,06
ALIGN TECHNOLOGY INC. US0162551016	220,03	0,09% 0,20		14.08.24 22:00:00	631.926 139.329.353,12
ALLEGION PLC IE00BFRT3W74	131,09	0,77% 1,00		14.08.24 22:00:02	389.630 50.962.179,50
ALLIANT ENERGY CORP US0188021085	56,48	0,39% 0,22		14.08.24 22:00:00	1.604.103 90.916.502,58
ALLSTATE CORP US0200021014	180,95	5,23% 8,99		14.08.24 22:00:02	2.231.063 402.275.663,13
ALPHABET INC A US02079K3059	160,37	-2,31% -3,79		14.08.24 22:00:00	40.591.126 6.476.781.658,13
ALPHABET INC. CLASS C US02079K1079	162,03	-2,35% -3,90		14.08.24 22:00:00	22.515.895 3.634.231.069,47
ALTRIA GROUP INC. US02209S1033	51,19	0,16% 0,08		14.08.24 22:00:02	6.000.611 307.104.237,58
AMAZON.COM INC. US0231351067	170,10	-0,08% -0,13		14.08.24 22:00:00	28.843.804 4.909.822.888,25
AMCOR PLC JE00BJ1F3079	10,66	-0,37% -0,04		14.08.24 22:00:02	8.124.851 86.739.679,58

AMEREN CORP US0236081024	81,26	-0,05% -0,04		14.08.24 22:00:01	827.481 67.312.524,64
AMERICAN AIRLINES GROUP I... US02376R1023	9,74	-0,71% -0,07		14.08.24 22:00:00	29.574.717 289.246.962,91
AMERICAN ELECTRIC POWER C... US0255371017	97,24	-0,91% -0,89		14.08.24 22:00:00	3.292.849 320.857.987,63
AMERICAN EXPRESS CO US0258161092	243,76	2,00% 4,77	█	14.08.24 22:00:02	2.132.461 517.290.270,49
AMERICAN INTERNATIONAL GR... US0268747849	72,91	1,79% 1,28	█	14.08.24 22:00:02	2.362.601 172.057.012,35
AMERICAN TOWER CORP US03027X1000	223,18	0,23% 0,52		14.08.24 22:00:01	2.313.737 517.352.548,01
AMERICAN WATER WORKS CORP... US0304201033	141,67	0,20% 0,28		14.08.24 22:00:02	562.395 79.880.137,15
AMERIPRISE FINANCIAL INC. US03076C1062	419,87	2,84% 11,61	█	14.08.24 22:00:01	581.692 243.549.129,14
AMETEK INC. US0311001004	161,48	0,11% 0,17		14.08.24 22:00:02	1.008.089 162.918.051,17
AMGEN INC. US0311621009	322,73	-0,22% -0,72		14.08.24 22:00:00	1.656.123 534.056.566,74
AMPHENOL CORPORATION SER... US0320951017	64,81	0,03% 0,02		14.08.24 22:00:02	4.744.033 307.367.667,88
ANALOG DEVICES INC. US0326541051	215,32	-1,23% -2,69		14.08.24 22:00:00	2.409.608 518.821.347,42
ANSYS INC. US03662Q1058	319,13	0,33% 1,06		14.08.24 22:00:00	291.479 92.952.835,35
AON PLC CLASS A IE00BLP1HW54	331,00	1,04% 3,40	█	14.08.24 22:00:02	654.724 216.344.572,75
APA CORP. US03743Q1085	28,95	0,10% 0,03		14.08.24 22:00:00	3.807.704 110.558.832,16
APPLE INC US0378331005	221,72	0,20% 0,45		14.08.24 22:00:00	41.960.574 9.294.719.677,55
APPLIED MATERIALS INC US0382221051	201,63	0,41% 0,83		14.08.24 22:00:00	5.377.855 1.081.527.732,57
APTIV PLC JE00B783TY65	66,98	-1,46% -0,99		14.08.24 22:00:02	2.517.255 168.724.238,38
ARCH CAPITAL GROUP LTD. BMG0450A1053	100,90	3,24% 3,17	█	14.08.24 22:00:00	1.239.143 124.414.063,03
ARCHER DANIELS MIDLAND CO US0394831020	58,38	0,00% 0,00		14.08.24 22:00:01	2.353.334 137.122.718,99
ARISTA NETWORKS INC. US0404131064	348,65	0,71% 2,46		14.08.24 22:00:02	1.683.076 586.963.346,41
ARTHUR J GALLAGHER & CO. US3635761097	284,70	1,24% 3,49	█	14.08.24 22:00:02	663.130 188.419.225,91
ASSURANT INC. US04621X1081	185,98	0,90% 1,66	█	14.08.24 22:00:02	391.026 72.572.152,85
AT&T INC. US00206R1023	19,63	0,56% 0,11		14.08.24 22:02:28	19.158.619 375.585.940,32
ATMOS ENERGY CORP US0495601058	128,66	-0,11% -0,14		14.08.24 22:00:02	725.456 93.414.494,57
AUTODESK INC US0527691069	246,22	0,66% 1,61		14.08.24 22:00:00	790.843 194.436.356,62
AUTOMATIC DATA PROCESSING... US0530151036	262,82	0,35% 0,91		14.08.24 22:00:00	1.047.630 274.998.308,28
AUTOZONE INC	3.196,42	1,28%	█	14.08.24	111.639

US0533321024		40,51		22:00:02	356.332.027,14
AVALONBAY COMMUNITIES INC...	213,52	0,84%		14.08.24	575.333
US0534841012		1,77		22:00:02	122.883.772,90
AVERY DENNISON CORP	208,95	-0,07%		14.08.24	283.285
US0536111091		-0,14		22:00:02	59.195.391,54
AXON ENTERPRISE INC	370,57	0,43%		14.08.24	400.289
US05464C1018		1,60		22:00:00	148.169.086,86
BAKER HUGHES INC. 'A'	34,75	-0,20%		14.08.24	4.057.961
US05722G1004		-0,07		22:00:00	141.234.851,58
BALL CORP	62,20	-0,61%		14.08.24	1.447.258
US0584981064		-0,38		22:00:02	90.306.244,32
BANK OF AMERICA CORP.	38,81	0,91%		14.08.24	25.658.857
US0605051046		0,35		22:00:02	994.001.698,70
BANK OF NEW YORK MELLON C...	64,11	0,88%		14.08.24	2.791.098
US0640581007		0,56		22:00:02	178.764.396,08
BATH & BODY WORKS INC.	31,40	-0,63%		14.08.24	2.767.551
US0708301041		-0,20		22:00:01	86.878.261,50
BAXTER INTERNATIONAL INC	35,53	2,96%		14.08.24	6.968.690
US0718131099		1,02		22:00:02	246.260.728,82
BECTON DICKINSON AND CO.	234,08	-0,93%		14.08.24	1.075.032
US0758871091		-2,20		22:00:02	252.136.302,45
BERKSHIRE HATHAWAY INC. C...	438,47	1,40%		14.08.24	2.860.174
US0846707026		6,06		22:01:16	1.250.249.630,24
BEST BUY CORP INC.	82,91	-0,28%		14.08.24	1.403.600
US0865161014		-0,23		22:00:02	116.444.341,68
BIO-RAD LABORATORIES INC.	320,45	-1,70%		14.08.24	123.903
US0905722072		-5,55		22:00:02	39.761.003,21
BIO-TECHNE CORP.	72,75	-0,95%		14.08.24	1.284.105
US09073M1045		-0,70		22:00:00	93.568.172,90
BIOGEN IDEC INC.	200,59	-1,70%		14.08.24	508.823
US09062X1037		-3,46		22:00:00	102.283.032,88
BLACKROCK INC.	857,52	0,34%		14.08.24	325.149
US09247X1019		2,93		22:00:02	278.582.538,09
BLACKSTONE INC.	136,16	2,11%		14.08.24	2.970.242
US09260D1072		2,81		22:00:02	403.019.090,38
BOEING CO., THE	168,50	-0,15%		14.08.24	3.852.650
US0970231058		-0,26		22:00:02	649.102.440,62
BOOKING HOLDINGS INC.	3.572,58	0,14%		14.08.24	190.043
US09857L1089		4,82		22:00:00	680.010.446,56
BORGWARNER INC.	31,73	-0,44%		14.08.24	2.180.347
US0997241064		-0,14		22:00:02	69.234.325,32
BOSTON SCIENTIFIC CORP	76,42	0,66%		14.08.24	3.623.263
US1011371077		0,50		22:00:01	276.289.203,00
BRISTOL-MYERS SQUIBB CO.	48,41	-1,32%		14.08.24	10.667.230
US1101221083		-0,65		22:00:01	517.018.453,86
BROADCOM INC.	157,69	0,98%		14.08.24	20.184.199
US11135F1012		1,53		22:00:00	3.179.253.909,92
BROADRIDGE FINANCIAL SOLU...	209,65	-0,11%		14.08.24	1.487.049
US11133T1034		-0,23		22:00:02	310.134.532,97
BROWN & BROWN INC.	101,30	1,36%		14.08.24	1.113.688
US1152361010		1,36		22:00:02	112.535.856,15
BROWN-FORMAN CORP	44,51	0,27%		14.08.24	942.094
US1156372096		0,12		22:00:02	41.923.052,78
BUILDERS FIRSTSOURCE INC.	160,60	-0,19%		14.08.24	1.748.519
US12008R1077		-0,30		22:00:02	281.199.426,96

BUNGE GLOBAL SA CH1300646267	95,76	-0,87% -0,84		14.08.24 22:00:02	1.221.732 117.301.239,90
BXP INC. US1011211018	68,53	-0,45% -0,31		14.08.24 22:00:02	668.547 45.963.638,71
C.H. ROBINSON WORLDWIDE I... US12541W2098	97,79	-0,48% -0,47		14.08.24 22:00:00	798.713 78.066.708,88
CADENCE DESIGN SYSTEMS IN... US1273871087	271,78	0,14% 0,37		14.08.24 22:00:00	1.734.115 471.394.924,82
CAESARS ENTERTAINMENT INC... US12769G1004	34,78	-1,31% -0,46		14.08.24 22:00:00	4.498.425 157.163.036,50
CAMDEN PROPERTY TRUST US1331311027	119,82	0,20% 0,24		14.08.24 22:00:02	574.518 68.900.596,03
CAMPBELL SOUP COMPANY US1344291091	49,63	1,89% 0,92	■	14.08.24 22:00:02	2.868.113 142.435.633,76
CAPITAL ONE FINANCIAL COR... US14040H1059	135,95	1,46% 1,95	■	14.08.24 22:00:02	1.699.454 230.169.535,59
CARDINAL HEALTH INC. US14149Y1082	106,36	3,68% 3,78	■	14.08.24 22:00:02	4.314.705 460.777.769,96
CARMAX INC. US1431301027	77,45	0,82% 0,63	■	14.08.24 22:00:02	1.414.330 109.897.220,39
CARNIVAL CORP. PA1436583006	14,76	-0,74% -0,11		14.08.24 22:00:01	23.096.994 341.260.783,07
CARRIER GLOBAL CORP US14448C1045	65,68	0,32% 0,21		14.08.24 22:00:02	3.502.703 230.028.331,75
CATALENT INC. US1488061029	59,40	-0,52% -0,31		14.08.24 22:00:02	2.244.956 133.380.121,03
CATERPILLAR INC US1491231015	337,59	-0,36% -1,21		14.08.24 22:00:02	1.610.888 544.089.681,76
CBOE GLOBAL MARKETS INC. US12503M1080	205,99	1,83% 3,71	■	14.08.24 22:00:00	1.014.847 207.608.166,64
CBRE GROUP INC US12504L1098	110,49	0,13% 0,14		14.08.24 22:00:02	1.217.038 134.735.267,97
CDW CORP. US12514G1085	216,68	0,36% 0,78		14.08.24 22:00:00	1.091.593 235.754.586,62
CELANESE CORP US1508701034	125,74	-1,09% -1,39		14.08.24 22:00:02	903.541 113.772.453,69
CENCORA INC. US03073E1055	237,75	0,61% 1,44	■	14.08.24 22:00:01	1.158.996 275.580.146,76
CENTENE CORP US15135B1017	77,03	0,89% 0,68	■	14.08.24 22:00:02	2.532.205 194.691.910,36
CENTERPOINT ENERGY INC. US15189T1079	25,77	-0,43% -0,11		14.08.24 22:00:02	6.886.987 177.458.120,18
CF INDUSTRIES HOLDINGS IN... US1252691001	80,55	-0,47% -0,38		14.08.24 22:00:02	1.291.648 103.893.926,10