

S&P 500

ISIN: US78378X1072 WKN: -

Overview

2024/07/26 23:09:24

Price

5,459.10 USDDifference  1.11% (59.88)

General attributes

ISIN	US78378X1072
Symbol	SP500
Country	USA
Instruments in index	503
Type of index	Price Index
Security type	Index

Market data

Open	5,433.67 USD
High	5,488.32 USD
Low	5,430.70 USD
Close (prev. day)	5,399.22 USD
Trading volume (m)	2,629,669,887
Volume (pcs)	14,348,607,198,473

Top 5

Name 	Price	+ - (%) 	Trend 
3M COMPANY	127.16	+22.99	
MOHAWK IND...	160.71	+19.49	
CHARTER CO...	367.62	+16.62	
BRISTOL-MY...	50.45	+11.44	
NORFOLK SO...	247.22	+10.91	

Intraday 1w 1m 6m 1y 3y

Flop 5

Name 	Price	+ - (%) 	Trend 
DEXCOM INC...	64.00	-40.66	
BIOGEN IDE...	211.17	-7.15	
L3HARRIS T...	229.41	-5.70	
RESMED INC...	197.04	-5.42	
DAVITA INC...	137.41	-3.57	

Intraday 1w 1m 6m 1y 3y

5y



Information about previous performance does not guarantee future performance.

Source: FactSet

Recent research

on market

Date	Headline	Download 
2024/07/26	 Equity Weekly	
2024/07/26	 Week Ahead	
2024/07/26	 Wochenausblick	
2024/07/24	 Global Equity Ratings	
2024/07/24	 Aktienempfehlungen Global	

Futures and Options

Related Futures -

Related Options -

Details

2024/07/26 23:09:24

Price

5,459.10 USD

Difference ▲ **1.11%** (59.88)

General attributes

ISIN US78378X1072

Symbol SP500

Country USA

Security type Index

Instruments in index 503

Market data

Open 5,433.67 USD

High 5,488.32 USD

Low 5,430.70 USD

Close (prev. day) 5,399.22 USD

Trading volume (m) 2,629,669,887

Volume (pcs) 14,348,607,198,473

Performance and Risk

	6m	1y	3y
Perf (%)	+11.62%	+19.54%	+23.44%
Perf (abs.)	+568.13	+892.35	+1,036.80
Beta	-	-	-
Volatility	11.57	11.70	17.45



Information about previous performance does not guarantee future performance.
Source: FactSet



























Price data























Ø price 5 days Ø volume 5 days (pcs.)	5,481.12 USD (2,813,255,190)
Ø price 30 days Ø volume 30 days (pcs.)	5,523.22 USD (2,545,622,284)
Ø price 100 days Ø volume 100 days (pcs.)	5,298.23 USD (2,349,809,612)
Ø price 250 days Ø volume 250 days (pcs.)	4,883.33 USD (2,304,805,494)
YTD High date	5,669.67 USD (2024/07/16)
YTD Low date	4,682.11 USD (2024/01/05)
52 Weeks High date	5,669.67 USD (2024/07/16)
52 Weeks Low date	4,103.78 USD (2023/10/27)

Composition

Name ISIN	Price	Diff % Diff +/-	Performance	Date Time	Turnover Pc. Turnover Money
3M COMPANY US88579Y1010	127.16	22.99% 23.77		24/07/26 22:00:02	32,748,920 4,015,191,120.12
ABBOTT LABS US0028241000	105.24	-0.68% -0.72		24/07/26 22:00:02	8,611,560 908,637,023.52
ABBVIE INC. US00287Y1091	185.16	1.64% 2.99		24/07/26 22:00:02	6,948,832 1,288,843,136.17
ACCENTURE PLC IE00B4BNMY34	328.46	-0.50% -1.66		24/07/26 22:00:02	2,438,247 799,803,659.44
ADOBE INC. US00724F1012	542.44	1.93% 10.29		24/07/26 22:00:00	2,090,007 1,131,485,218.88
ADVANCED MICRO DEVICES IN... US0079031078	139.99	1.21% 1.67		24/07/26 22:00:00	49,435,825 6,919,118,399.43
AES CORP US00130H1059	17.52	1.68% 0.29		24/07/26 22:00:02	5,224,716 91,577,060.15
AFLAC INC. US0010551028	94.82	0.74% 0.70		24/07/26 22:00:01	1,146,715 108,725,832.40
AGILENT TECHNOLOGIES INC. US00846U1016	137.32	1.73% 2.34		24/07/26 22:00:01	1,717,670 236,582,700.69
AIR PRODUCTS & CHEMICALS ... US0091581068	260.98	0.90% 2.34		24/07/26 22:00:02	1,042,927 272,532,876.55
AIRBNB INC. CLASS A US0090661010	140.10	0.05% 0.07		24/07/26 22:00:00	5,101,418 714,280,058.58
AKAMAI TECHNOLOGIES INC. US00971T1016	96.97	0.62% 0.60		24/07/26 22:00:00	713,626 69,095,854.27
ALBEMARLE CORP US0126531013	92.80	1.98% 1.80		24/07/26 22:00:01	1,868,593 172,296,662.49
ALEXANDRIA REAL EST. EQU.... US0152711091	118.92	2.51% 2.91		24/07/26 22:00:02	920,099 109,376,069.45
ALIGN TECHNOLOGY INC. US0162551016	220.45	-2.48% -5.60		24/07/26 22:00:00	1,185,768 262,752,484.54
ALLEGION PLC IE00BFRT3W74	136.77	2.93% 3.89		24/07/26 22:00:02	1,089,910 148,506,340.70
ALLIANT ENERGY CORP US0188021085	56.01	0.30% 0.17		24/07/26 22:00:00	1,263,404 70,699,195.98
ALLSTATE CORP US0200021014	169.17	2.28% 3.77		24/07/26 22:00:01	1,913,727 324,194,416.30
ALPHABET INC A US02079K3059	167.00	-0.17% -0.28		24/07/26 22:00:00	41,336,886 6,873,727,824.00
ALPHABET INC. CLASS C US02079K1079	168.68	-0.28% -0.48		24/07/26 22:00:00	25,150,116 4,226,117,339.87
ALTRIA GROUP INC. US02209S1033	50.43	1.27% 0.63		24/07/26 22:00:02	6,995,663 350,663,529.54
AMAZON.COM INC. US0231351067	182.50	1.47% 2.65		24/07/26 22:00:00	29,505,964 5,369,624,293.77
AMCOR PLC JE00BJ1F3079	10.38	2.27% 0.23		24/07/26 22:00:02	12,411,796 128,455,913.30

AMEREN CORP US0236081024	78.04	0.63% 0.49	█	24/07/26 22:00:02	976,386 76,165,773.16
AMERICAN AIRLINES GROUP I... US02376R1023	10.62	0.19% 0.02	█	24/07/26 22:00:00	45,684,501 478,180,296.43
AMERICAN ELECTRIC POWER C... US0255371017	96.45	0.64% 0.61	█	24/07/26 22:00:00	2,275,133 219,369,519.65
AMERICAN EXPRESS CO US0258161092	245.89	2.38% 5.71	█	24/07/26 22:00:02	2,174,459 532,847,382.53
AMERICAN INTERNATIONAL GR... US0268747849	77.24	2.64% 1.99	█	24/07/26 22:00:01	3,681,487 283,891,393.60
AMERICAN TOWER CORP US03027X1000	213.72	1.81% 3.80	█	24/07/26 22:00:02	1,548,313 329,753,817.14
AMERICAN WATER WORKS CORP... US0304201033	141.71	1.15% 1.61	█	24/07/26 22:00:02	645,036 91,378,158.03
AMERIPRISE FINANCIAL INC. US03076C1062	439.54	-0.48% -2.13	█	24/07/26 22:00:02	530,900 233,819,386.17
AMETEK INC. US0311001004	172.27	2.23% 3.75	█	24/07/26 22:00:02	864,601 149,315,214.11
AMGEN INC. US0311621009	334.85	0.16% 0.55	█	24/07/26 22:00:00	1,515,471 508,072,409.89
AMPHENOL CORPORATION SER... US0320951017	63.86	3.40% 2.10	█	24/07/26 22:00:02	11,995,415 768,624,158.74
ANALOG DEVICES INC. US0326541051	226.43	2.49% 5.51	█	24/07/26 22:00:00	4,296,172 970,188,224.99
ANSYS INC. US03662Q1058	312.26	0.51% 1.57	█	24/07/26 22:00:00	323,741 101,400,170.63
AON PLC CLASS A IE00BLP1HW54	323.00	8.04% 24.05	█	24/07/26 22:00:01	3,070,450 978,637,723.95
APA CORP. US03743Q1085	31.21	-0.22% -0.07	█	24/07/26 22:00:00	3,493,116 109,062,374.51
APPLE INC US0378331005	217.96	0.22% 0.47	█	24/07/26 22:00:00	41,601,345 9,065,009,117.79
APPLIED MATERIALS INC US0382221051	206.47	2.05% 4.15	█	24/07/26 22:00:00	5,208,974 1,072,272,103.00
APTIV PLC JE00B783TY65	68.74	1.34% 0.91	█	24/07/26 22:00:02	2,032,880 139,156,425.38
ARCH CAPITAL GROUP LTD. BMG0450A1053	96.91	2.59% 2.44	█	24/07/26 22:00:00	1,108,464 107,433,035.89
ARCHER DANIELS MIDLAND CO US0394831020	63.98	1.04% 0.66	█	24/07/26 22:00:02	2,048,324 130,610,152.17
ARISTA NETWORKS INC. US0404131064	319.21	1.62% 5.09	█	24/07/26 22:00:02	2,351,934 751,616,079.67
ARTHUR J GALLAGHER & CO. US3635761097	283.58	3.51% 9.61	█	24/07/26 22:00:02	1,161,116 326,901,832.24
ASSURANT INC. US04621X1081	173.05	2.04% 3.46	█	24/07/26 22:00:02	232,976 40,323,174.44
AT&T INC. US00206R1023	19.01	-0.94% -0.18	█	24/07/26 22:00:02	30,844,174 587,142,144.16
ATMOS ENERGY CORP US0495601058	126.16	0.98% 1.23	█	24/07/26 22:00:02	504,438 63,573,451.39
AUTODESK INC US0527691069	240.86	-0.57% -1.37	█	24/07/26 22:00:00	1,267,132 306,321,876.55
AUTOMATIC DATA PROCESSING... US0530151036	252.67	1.24% 3.09	█	24/07/26 22:00:00	1,449,554 365,606,796.48
AUTOZONE INC	3,090.31	1.96%	█	24/07/26	182,598

US0533321024		59.34		22:00:01	563,854,187.38
AVALONBAY COMMUNITIES INC...	206.48	1.80%		24/07/26	375,637
US0534841012		3.65		22:00:02	77,423,718.94
AVERY DENNISON CORP	213.74	2.22%		24/07/26	522,970
US0536111091		4.64		22:00:02	111,449,008.77
AXON ENTERPRISE INC	310.59	-0.07%		24/07/26	347,882
US05464C1018		-0.22		22:00:00	108,094,993.18
BAKER HUGHES INC. 'A'	37.65	5.82%		24/07/26	10,250,156
US05722G1004		2.07		22:00:00	382,203,881.30
BALL CORP	63.25	1.93%		24/07/26	1,155,070
US0584981064		1.20		22:00:02	72,947,298.95
BANK OF AMERICA CORP.	41.67	-0.02%		24/07/26	52,049,329
US0605051046		-0.01		22:00:01	2,170,686,820.42
BANK OF NEW YORK MELLON C...	65.35	0.83%		24/07/26	3,898,661
US0640581007		0.54		22:00:02	255,219,483.79
BATH & BODY WORKS INC.	34.17	3.14%		24/07/26	3,773,842
US0708301041		1.04		22:00:02	128,657,548.53
BAXTER INTERNATIONAL INC	35.51	1.20%		24/07/26	3,470,476
US0718131099		0.42		22:00:02	123,590,688.21
BECTON DICKINSON AND CO.	237.30	1.94%		24/07/26	1,384,408
US0758871091		4.52		22:00:02	329,132,616.89
BERKSHIRE HATHAWAY INC. C...	437.66	1.01%		24/07/26	2,717,621
US0846707026		4.37		22:00:58	1,188,793,319.23
BEST BUY CORP INC.	87.35	0.00%		24/07/26	1,734,759
US0865161014		0.00		22:00:02	151,730,296.16
BIO-RAD LABORATORIES INC.	319.42	1.35%		24/07/26	243,348
US0905722072		4.25		22:00:02	77,782,980.46
BIO-TECHNE CORP.	80.60	2.45%		24/07/26	969,063
US09073M1045		1.93		22:00:00	77,941,729.05
BIOGEN IDEC INC.	211.17	-7.15%		24/07/26	2,256,077
US09062X1037		-16.27		22:00:00	479,973,791.73
BLACKROCK INC.	856.20	2.35%		24/07/26	555,814
US09247X1019		19.66		22:00:02	474,779,940.72
BLACKSTONE INC.	142.00	1.41%		24/07/26	3,262,890
US09260D1072		1.98		22:00:02	462,445,307.37
BOEING CO., THE	186.89	1.38%		24/07/26	6,271,995
US0970231058		2.54		22:00:02	1,175,695,175.05
BOOKING HOLDINGS INC.	3,700.99	1.12%		24/07/26	233,994
US09857L1089		41.11		22:00:00	864,841,863.05
BORGWARNER INC.	32.81	1.96%		24/07/26	2,159,756
US0997241064		0.63		22:00:02	70,384,137.60
BOSTON SCIENTIFIC CORP	74.92	0.89%		24/07/26	7,973,424
US1011371077		0.66		22:00:02	597,049,943.84
BRISTOL-MYERS SQUIBB CO.	50.45	11.44%		24/07/26	36,636,434
US1101221083		5.18		22:00:01	1,815,562,259.75
BROADCOM INC.	151.63	1.59%		24/07/26	20,839,871
US11135F1012		2.37		22:00:00	3,158,428,574.28
BROADRIDGE FINANCIAL SOLU...	212.63	2.19%		24/07/26	343,817
US11133T1034		4.56		22:00:02	72,980,823.18
BROWN & BROWN INC.	99.17	1.79%		24/07/26	960,217
US1152361010		1.74		22:00:01	94,930,586.22
BROWN-FORMAN CORP	45.77	1.55%		24/07/26	1,392,674
US1156372096		0.70		22:00:02	63,447,281.92
BUILDERS FIRSTSOURCE INC.	167.49	5.52%		24/07/26	1,748,579
US12008R1077		8.76		22:00:02	292,299,526.28

BUNGE GLOBAL SA CH1300646267	114.31	1.20% 1.36		24/07/26 22:00:02	757,750 86,532,938.79
BXP INC. US1011211018	70.50	3.81% 2.59		24/07/26 22:00:02	914,271 64,030,199.97
C.H. ROBINSON WORLDWIDE I... US12541W2098	89.47	0.07% 0.06		24/07/26 22:00:00	1,379,110 123,331,451.47
CADENCE DESIGN SYSTEMS IN... US1273871087	258.79	0.16% 0.41		24/07/26 22:00:00	2,605,433 678,640,607.79
CAESARS ENTERTAINMENT INC... US12769G1004	35.06	5.44% 1.81		24/07/26 22:00:00	4,668,178 162,373,171.71
CAMDEN PROPERTY TRUST US1331311027	113.01	1.89% 2.10		24/07/26 22:00:02	756,273 85,311,439.99
CAMPBELL SOUP COMPANY US1344291091	46.75	1.04% 0.48		24/07/26 22:00:02	2,644,154 123,487,586.94
CAPITAL ONE FINANCIAL COR... US14040H1059	149.36	0.86% 1.27		24/07/26 22:00:02	1,795,053 267,872,263.96
CARDINAL HEALTH INC. US14149Y1082	98.35	1.49% 1.44		24/07/26 22:00:02	1,383,461 136,109,347.45
CARMAX INC. US1431301027	83.02	1.80% 1.47		24/07/26 22:00:02	1,002,712 83,054,489.47
CARNIVAL CORP. PA1436583006	17.27	0.99% 0.17		24/07/26 22:00:01	20,816,921 359,229,710.33
CARRIER GLOBAL CORP US14448C1045	66.77	2.99% 1.94		24/07/26 22:00:02	4,351,536 291,547,883.64
CATALENT INC. US1488061029	58.68	0.39% 0.23		24/07/26 22:00:02	3,004,922 176,229,228.93
CATERPILLAR INC US1491231015	350.48	1.79% 6.18		24/07/26 22:00:02	1,894,930 663,629,970.88
CBOE GLOBAL MARKETS INC. US12503M1080	186.46	-0.32% -0.59		24/07/26 22:00:00	549,938 102,888,693.11
CBRE GROUP INC US12504L1098	110.55	2.90% 3.12		24/07/26 22:00:02	3,578,154 394,202,900.24
CDW CORP. US12514G1085	229.74	0.49% 1.12		24/07/26 22:00:00	988,622 226,588,932.31
CELANESE CORP US1508701034	139.08	1.59% 2.18		24/07/26 22:00:02	718,328 99,373,028.33
CENCORA INC. US03073E1055	227.62	0.22% 0.51		24/07/26 22:00:02	1,310,278 298,173,741.16
CENTENE CORP US15135B1017	73.10	8.46% 5.70		24/07/26 22:00:02	9,686,551 707,553,499.13
CENTERPOINT ENERGY INC. US15189T1079	29.36	1.66% 0.48		24/07/26 22:00:02	4,664,965 136,765,739.36
CF INDUSTRIES HOLDINGS IN... US1252691001	75.04	2.08% 1.53		24/07/26 22:00:02	1,668,587 124,707,829.69