

## S&amp;P 500

ISIN: US78378X1072 WKN: -

## Overview

2024/07/26 23:09:24

Price

**5,459.10** USDDifference  1.11% (59.88)

## General attributes

ISIN	US78378X1072
Symbol	SP500
Country	USA
Instruments in index	503
Type of index	Price Index
Security type	Index

## Market data

Open	5,433.67 USD
High	5,488.32 USD
Low	5,430.70 USD
Close (prev. day)	5,399.22 USD
Trading volume (m)	2,629,669,887
Volume (pcs)	14,348,607,198,473

## Top 5

Name 	Price	+ - (%) 	Trend 
3M COMPANY	127.16	+22.99 	
MOHAWK IND...	160.71	+19.49 	
CHARTER CO...	367.62	+16.62 	
BRISTOL-MY...	50.45	+11.44 	
NORFOLK SO...	247.22	+10.91 	

Intraday 1w 1m 6m 1y 3y

## Flop 5

Name 	Price	+ - (%) 	Trend 
DEXCOM INC...	64.00	-40.66 	
BIOGEN IDE...	211.17	-7.15 	
L3HARRIS T...	229.41	-5.70 	
RESMED INC...	197.04	-5.42 	
DAVITA INC...	137.41	-3.57 	

Intraday 1w 1m 6m 1y 3y

5y



Information about previous performance does not guarantee future performance.

Source: FactSet

## Recent research

on market

Date	Headline	Download
2024/07/26	 Equity Weekly	
2024/07/26	 Week Ahead	
2024/07/26	 Wochenausblick	
2024/07/24	 Global Equity Ratings	
2024/07/24	 Aktienempfehlungen Global	

**Futures and Options**

**Related Futures** -

**Related Options** -

## Details

2024/07/26 23:09:24

**Price**

**5,459.10** USD

**Difference** ▲ **1.11%** (59.88)

**General attributes**

ISIN	US78378X1072
Symbol	SP500
Country	USA
Security type	Index
Instruments in index	503

**Market data**

Open	5,433.67 USD
High	5,488.32 USD
Low	5,430.70 USD
Close (prev. day)	5,399.22 USD
Trading volume (m)	2,629,669,887
Volume (pcs)	14,348,607,198,473

**Performance and Risk**

	6m	1y	3y
Perf (%)	+11.62%	+19.54%	+23.44%
Perf (abs.)	+568.13	+892.35	+1,036.80
Beta	-	-	-
Volatility	11.57	11.70	17.45

5y



Information about previous performance does not guarantee future performance.  
Source: FactSet


























**Price data**























Ø price 5 days   Ø volume 5 days (pcs.)	5,481.12 USD (2,813,255,190)
Ø price 30 days   Ø volume 30 days (pcs.)	5,523.22 USD (2,545,622,284)
Ø price 100 days   Ø volume 100 days (pcs.)	5,298.23 USD (2,349,809,612)
Ø price 250 days   Ø volume 250 days (pcs.)	4,883.33 USD (2,304,805,494)
YTD High   date	5,669.67 USD (2024/07/16)
YTD Low   date	4,682.11 USD (2024/01/05)
52 Weeks High   date	5,669.67 USD (2024/07/16)
52 Weeks Low   date	4,103.78 USD (2023/10/27)

## Composition

Name ISIN	Price	Diff % Diff +/-	Performance	Date Time	Turnover Pc. Turnover Money
3M COMPANY US88579Y1010	127.16	22.99% 23.77		24/07/26 22:00:02	32,748,920 4,015,191,120.12
ABBOTT LABS US0028241000	105.24	-0.68% -0.72		24/07/26 22:00:02	8,611,560 908,637,023.52
ABBVIE INC. US00287Y1091	185.16	1.64% 2.99		24/07/26 22:00:02	6,948,832 1,288,843,136.17
ACCENTURE PLC IE00B4BNMY34	328.46	-0.50% -1.66		24/07/26 22:00:02	2,438,247 799,803,659.44
ADOBE INC. US00724F1012	542.44	1.93% 10.29		24/07/26 22:00:00	2,090,007 1,131,485,218.88
ADVANCED MICRO DEVICES IN... US0079031078	139.99	1.21% 1.67		24/07/26 22:00:00	49,435,825 6,919,118,399.43
AES CORP US00130H1059	17.52	1.68% 0.29		24/07/26 22:00:02	5,224,716 91,577,060.15
AFLAC INC. US0010551028	94.82	0.74% 0.70		24/07/26 22:00:01	1,146,715 108,725,832.40
AGILENT TECHNOLOGIES INC. US00846U1016	137.32	1.73% 2.34		24/07/26 22:00:01	1,717,670 236,582,700.69
AIR PRODUCTS & CHEMICALS ... US0091581068	260.98	0.90% 2.34		24/07/26 22:00:02	1,042,927 272,532,876.55
AIRBNB INC. CLASS A US0090661010	140.10	0.05% 0.07		24/07/26 22:00:00	5,101,418 714,280,058.58
AKAMAI TECHNOLOGIES INC. US00971T1016	96.97	0.62% 0.60		24/07/26 22:00:00	713,626 69,095,854.27
ALBEMARLE CORP US0126531013	92.80	1.98% 1.80		24/07/26 22:00:01	1,868,593 172,296,662.49
ALEXANDRIA REAL EST. EQU.... US0152711091	118.92	2.51% 2.91		24/07/26 22:00:02	920,099 109,376,069.45
ALIGN TECHNOLOGY INC. US0162551016	220.45	-2.48% -5.60		24/07/26 22:00:00	1,185,768 262,752,484.54
ALLEGION PLC IE00BFRT3W74	136.77	2.93% 3.89		24/07/26 22:00:02	1,089,910 148,506,340.70
ALLIANT ENERGY CORP US0188021085	56.01	0.30% 0.17		24/07/26 22:00:00	1,263,404 70,699,195.98
ALLSTATE CORP US0200021014	169.17	2.28% 3.77		24/07/26 22:00:01	1,913,727 324,194,416.30
ALPHABET INC A US02079K3059	167.00	-0.17% -0.28		24/07/26 22:00:00	41,336,886 6,873,727,824.00
ALPHABET INC. CLASS C US02079K1079	168.68	-0.28% -0.48		24/07/26 22:00:00	25,150,116 4,226,117,339.87
ALTRIA GROUP INC. US02209S1033	50.43	1.27% 0.63		24/07/26 22:00:02	6,995,663 350,663,529.54
AMAZON.COM INC. US0231351067	182.50	1.47% 2.65		24/07/26 22:00:00	29,505,964 5,369,624,293.77
AMCOR PLC JE00BJ1F3079	10.38	2.27% 0.23		24/07/26 22:00:02	12,411,796 128,455,913.30

AMEREN CORP US0236081024	78.04	0.63% 0.49		24/07/26 22:00:02	976,386 76,165,773.16
AMERICAN AIRLINES GROUP I... US02376R1023	10.62	0.19% 0.02		24/07/26 22:00:00	45,684,501 478,180,296.43
AMERICAN ELECTRIC POWER C... US0255371017	96.45	0.64% 0.61		24/07/26 22:00:00	2,275,133 219,369,519.65
AMERICAN EXPRESS CO US0258161092	245.89	2.38% 5.71		24/07/26 22:00:02	2,174,459 532,847,382.53
AMERICAN INTERNATIONAL GR... US0268747849	77.24	2.64% 1.99		24/07/26 22:00:01	3,681,487 283,891,393.60
AMERICAN TOWER CORP US03027X1000	213.72	1.81% 3.80		24/07/26 22:00:02	1,548,313 329,753,817.14
AMERICAN WATER WORKS CORP... US0304201033	141.71	1.15% 1.61		24/07/26 22:00:02	645,036 91,378,158.03
AMERIPRISE FINANCIAL INC. US03076C1062	439.54	-0.48% -2.13		24/07/26 22:00:02	530,900 233,819,386.17
AMETEK INC. US0311001004	172.27	2.23% 3.75		24/07/26 22:00:02	864,601 149,315,214.11
AMGEN INC. US0311621009	334.85	0.16% 0.55		24/07/26 22:00:00	1,515,471 508,072,409.89
AMPHENOL CORPORATION SER... US0320951017	63.86	3.40% 2.10		24/07/26 22:00:02	11,995,415 768,624,158.74
ANALOG DEVICES INC. US0326541051	226.43	2.49% 5.51		24/07/26 22:00:00	4,296,172 970,188,224.99
ANSYS INC. US03662Q1058	312.26	0.51% 1.57		24/07/26 22:00:00	323,741 101,400,170.63
AON PLC CLASS A IE00BLP1HW54	323.00	8.04% 24.05		24/07/26 22:00:01	3,070,450 978,637,723.95
APA CORP. US03743Q1085	31.21	-0.22% -0.07		24/07/26 22:00:00	3,493,116 109,062,374.51
APPLE INC US0378331005	217.96	0.22% 0.47		24/07/26 22:00:00	41,601,345 9,065,009,117.79
APPLIED MATERIALS INC US0382221051	206.47	2.05% 4.15		24/07/26 22:00:00	5,208,974 1,072,272,103.00
APTIV PLC JE00B783TY65	68.74	1.34% 0.91		24/07/26 22:00:02	2,032,880 139,156,425.38
ARCH CAPITAL GROUP LTD. BMG0450A1053	96.91	2.59% 2.44		24/07/26 22:00:00	1,108,464 107,433,035.89
ARCHER DANIELS MIDLAND CO US0394831020	63.98	1.04% 0.66		24/07/26 22:00:02	2,048,324 130,610,152.17
ARISTA NETWORKS INC. US0404131064	319.21	1.62% 5.09		24/07/26 22:00:02	2,351,934 751,616,079.67
ARTHUR J GALLAGHER & CO. US3635761097	283.58	3.51% 9.61		24/07/26 22:00:02	1,161,116 326,901,832.24
ASSURANT INC. US04621X1081	173.05	2.04% 3.46		24/07/26 22:00:02	232,976 40,323,174.44
AT&T INC. US00206R1023	19.01	-0.94% -0.18		24/07/26 22:00:02	30,844,174 587,142,144.16
ATMOS ENERGY CORP US0495601058	126.16	0.98% 1.23		24/07/26 22:00:02	504,438 63,573,451.39
AUTODESK INC US0527691069	240.86	-0.57% -1.37		24/07/26 22:00:00	1,267,132 306,321,876.55
AUTOMATIC DATA PROCESSING... US0530151036	252.67	1.24% 3.09		24/07/26 22:00:00	1,449,554 365,606,796.48
AUTOZONE INC	3,090.31	1.96%		24/07/26	182,598

US0533321024		59.34		22:00:01	563,854,187.38
AVALONBAY COMMUNITIES INC...	206.48	1.80%		24/07/26	375,637
US0534841012		3.65		22:00:02	77,423,718.94
AVERY DENNISON CORP	213.74	2.22%		24/07/26	522,970
US0536111091		4.64		22:00:02	111,449,008.77
AXON ENTERPRISE INC	310.59	-0.07%		24/07/26	347,882
US05464C1018		-0.22		22:00:00	108,094,993.18
BAKER HUGHES INC. 'A'	37.65	5.82%		24/07/26	10,250,156
US05722G1004		2.07		22:00:00	382,203,881.30
BALL CORP	63.25	1.93%		24/07/26	1,155,070
US0584981064		1.20		22:00:02	72,947,298.95
BANK OF AMERICA CORP.	41.67	-0.02%		24/07/26	52,049,329
US0605051046		-0.01		22:00:01	2,170,686,820.42
BANK OF NEW YORK MELLON C...	65.35	0.83%		24/07/26	3,898,661
US0640581007		0.54		22:00:02	255,219,483.79
BATH & BODY WORKS INC.	34.17	3.14%		24/07/26	3,773,842
US0708301041		1.04		22:00:02	128,657,548.53
BAXTER INTERNATIONAL INC	35.51	1.20%		24/07/26	3,470,476
US0718131099		0.42		22:00:02	123,590,688.21
BECTON DICKINSON AND CO.	237.30	1.94%		24/07/26	1,384,408
US0758871091		4.52		22:00:02	329,132,616.89
BERKSHIRE HATHAWAY INC. C...	437.66	1.01%		24/07/26	2,717,621
US0846707026		4.37		22:00:58	1,188,793,319.23
BEST BUY CORP INC.	87.35	0.00%		24/07/26	1,734,759
US0865161014		0.00		22:00:02	151,730,296.16
BIO-RAD LABORATORIES INC.	319.42	1.35%		24/07/26	243,348
US0905722072		4.25		22:00:02	77,782,980.46
BIO-TECHNE CORP.	80.60	2.45%		24/07/26	969,063
US09073M1045		1.93		22:00:00	77,941,729.05
BIOGEN IDEC INC.	211.17	-7.15%		24/07/26	2,256,077
US09062X1037		-16.27		22:00:00	479,973,791.73
BLACKROCK INC.	856.20	2.35%		24/07/26	555,814
US09247X1019		19.66		22:00:02	474,779,940.72
BLACKSTONE INC.	142.00	1.41%		24/07/26	3,262,890
US09260D1072		1.98		22:00:02	462,445,307.37
BOEING CO., THE	186.89	1.38%		24/07/26	6,271,995
US0970231058		2.54		22:00:02	1,175,695,175.05
BOOKING HOLDINGS INC.	3,700.99	1.12%		24/07/26	233,994
US09857L1089		41.11		22:00:00	864,841,863.05
BORGWARNER INC.	32.81	1.96%		24/07/26	2,159,756
US0997241064		0.63		22:00:02	70,384,137.60
BOSTON SCIENTIFIC CORP	74.92	0.89%		24/07/26	7,973,424
US1011371077		0.66		22:00:02	597,049,943.84
BRISTOL-MYERS SQUIBB CO.	50.45	11.44%		24/07/26	36,636,434
US1101221083		5.18		22:00:01	1,815,562,259.75
BROADCOM INC.	151.63	1.59%		24/07/26	20,839,871
US11135F1012		2.37		22:00:00	3,158,428,574.28
BROADRIDGE FINANCIAL SOLU...	212.63	2.19%		24/07/26	343,817
US11133T1034		4.56		22:00:02	72,980,823.18
BROWN & BROWN INC.	99.17	1.79%		24/07/26	960,217
US1152361010		1.74		22:00:01	94,930,586.22
BROWN-FORMAN CORP	45.77	1.55%		24/07/26	1,392,674
US1156372096		0.70		22:00:02	63,447,281.92
BUILDERS FIRSTSOURCE INC.	167.49	5.52%		24/07/26	1,748,579
US12008R1077		8.76		22:00:02	292,299,526.28

BUNGE GLOBAL SA CH1300646267	114.31	1.20% 1.36		24/07/26 22:00:02	757,750 86,532,938.79
BXP INC. US1011211018	70.50	3.81% 2.59		24/07/26 22:00:02	914,271 64,030,199.97
C.H. ROBINSON WORLDWIDE I... US12541W2098	89.47	0.07% 0.06		24/07/26 22:00:00	1,379,110 123,331,451.47
CADENCE DESIGN SYSTEMS IN... US1273871087	258.79	0.16% 0.41		24/07/26 22:00:00	2,605,433 678,640,607.79
CAESARS ENTERTAINMENT INC... US12769G1004	35.06	5.44% 1.81		24/07/26 22:00:00	4,668,178 162,373,171.71
CAMDEN PROPERTY TRUST US1331311027	113.01	1.89% 2.10		24/07/26 22:00:02	756,273 85,311,439.99
CAMPBELL SOUP COMPANY US1344291091	46.75	1.04% 0.48		24/07/26 22:00:02	2,644,154 123,487,586.94
CAPITAL ONE FINANCIAL COR... US14040H1059	149.36	0.86% 1.27		24/07/26 22:00:02	1,795,053 267,872,263.96
CARDINAL HEALTH INC. US14149Y1082	98.35	1.49% 1.44		24/07/26 22:00:02	1,383,461 136,109,347.45
CARMAX INC. US1431301027	83.02	1.80% 1.47		24/07/26 22:00:02	1,002,712 83,054,489.47
CARNIVAL CORP. PA1436583006	17.27	0.99% 0.17		24/07/26 22:00:01	20,816,921 359,229,710.33
CARRIER GLOBAL CORP US14448C1045	66.77	2.99% 1.94		24/07/26 22:00:02	4,351,536 291,547,883.64
CATALENT INC. US1488061029	58.68	0.39% 0.23		24/07/26 22:00:02	3,004,922 176,229,228.93
CATERPILLAR INC US1491231015	350.48	1.79% 6.18		24/07/26 22:00:02	1,894,930 663,629,970.88
CBOE GLOBAL MARKETS INC. US12503M1080	186.46	-0.32% -0.59		24/07/26 22:00:00	549,938 102,888,693.11
CBRE GROUP INC US12504L1098	110.55	2.90% 3.12		24/07/26 22:00:02	3,578,154 394,202,900.24
CDW CORP. US12514G1085	229.74	0.49% 1.12		24/07/26 22:00:00	988,622 226,588,932.31
CELANESE CORP US1508701034	139.08	1.59% 2.18		24/07/26 22:00:02	718,328 99,373,028.33
CENCORA INC. US03073E1055	227.62	0.22% 0.51		24/07/26 22:00:02	1,310,278 298,173,741.16
CENTENE CORP US15135B1017	73.10	8.46% 5.70		24/07/26 22:00:02	9,686,551 707,553,499.13
CENTERPOINT ENERGY INC. US15189T1079	29.36	1.66% 0.48		24/07/26 22:00:02	4,664,965 136,765,739.36
CF INDUSTRIES HOLDINGS IN... US1252691001	75.04	2.08% 1.53		24/07/26 22:00:02	1,668,587 124,707,829.69