

S&P 500

ISIN: US78378X1072 WKN: -

Übersicht

17.07.2024 19:16:07

Kurs

5.585,95 USDDifferenz  -1,43% (-81,25)

Stammdaten

ISIN	US78378X1072
Symbol	SP500
Land	USA
Anzahl der enthaltenen Werte im Index	503
Index-Typ	Kursindex
Wertpapierkategorie	Index

Marktdaten

Eröffnung	5.610,07 USD
Hoch	5.622,49 USD
Tief	5.585,89 USD
Schluss Vortag	5.667,20 USD
Volumen (Mio.)	1.602.684.135
Volumen (Stück)	8.980.847.373.316

Top 5

Name 	Kurs	+ - (%)	Trend 
SOLVENTUM ...	52,585	+5,09	
HENRY SCHE...	71,005	+5,05	
U.S. BANCO...	45,28	+4,60	
FMC CORPOR...	61,85	+4,41	
PROGRESSIV...	219,075	+4,32	

Intraday **1W** 1M 6M 1J 3J

Flop 5

Name 	Kurs	+ - (%)	Trend 
VISTRA COR...	77,4201	-9,84	
GE VERNOVA...	165,74	-9,30	
CHARLES SC...	61,66	-8,56	
APPLIED MA...	225,17	-8,41	

5J



Die Wertentwicklung der Vergangenheit lässt keine verlässlichen Rückschlüsse auf die zukünftige Entwicklung eines Finanzinstruments zu.

Quelle: FactSet

Aktuellstes Research

Märkte

Datum	Überschrift	Download
15.07.2024	 Aktienempfehlungen Global	
12.07.2024	 Week Ahead	
12.07.2024	 Wochenausblick	
12.07.2024	 Global Equity Ratings	
09.07.2024	 Political environment weighs on outlook	

QUALCOMM I... 192,385 -8,23 

Intraday 1W 1M 6M 1J 3J

Futures und Optionen

Zugehörige Futures -

Zugehörige Optionen -

Details

17.07.2024 19:16:07

Kurs

5.585,95 USDDifferenz  -1,43% (-81,25)

Stammdaten

ISIN	US78378X1072
Symbol	SP500
Land	USA
Wertpapierkategorie	Index
Anzahl der enthaltenen Werte im Index	503

Marktdaten

Eröffnung	5.610,07 USD
Hoch	5.622,49 USD
Tief	5.585,89 USD
Schluss Vortag	5.667,20 USD
Volumen (Mio.)	1.602.684.135
Volumen (Stück)	8.980.847.373.316

Performance und Risiko

	6M	1J	3J
Perf (%)	+18,91%	+25,79%	+30,97%
Perf (abs.)	+901,22	+1.161,78	+1.340,04
Beta	-	-	-
Volatilität	10,66	11,24	17,40



Die Wertentwicklung der Vergangenheit lässt keine verlässlichen Rückschlüsse auf die zukünftige Entwicklung eines Finanzinstruments zu.

Quelle: FactSet

Kursdaten























Ø Kurs 5 Tage Ø Volumen 5 Tage (Stk.)	5.626,44 USD (2.529.849.538)
Ø Kurs 30 Tage Ø Volumen 30 Tage (Stk.)	5.488,69 USD (2.389.052.132)
Ø Kurs 100 Tage Ø Volumen 100 Tage (Stk.)	5.265,47 USD (2.329.512.937)
Ø Kurs 250 Tage Ø Volumen 250 Tage	4.849,44 USD (2.283.519.217)
Hoch seit 1.1. Datum	5.669,67 USD (16.07.2024)
Tief seit 1.1. Datum	4.682,11 USD (05.01.2024)
52 Wochen Hoch Datum	5.669,67 USD (16.07.2024)
52 Wochen Tief Datum	4.103,78 USD (27.10.2023)

Enthaltene Werte

Name ISIN	Kurs	Diff % Diff /-	Performance	Datum Zeit	Gehandelte Stück Umsatz Geld
3M COMPANY US88579Y1010	104,48	1,13% 1,17		17.07.24 19:15:47	1.372.388 142.716.099,88
ABBOTT LABORATORIES US0028241000	105,20	2,41% 2,48		17.07.24 19:16:02	6.089.971 635.092.769,85
ABBVIE INC. US00287Y1091	174,44	3,10% 5,24		17.07.24 19:16:02	3.248.049 565.113.599,57
ACCENTURE PLC IE00B4BNMY34	326,45	0,45% 1,45		17.07.24 19:16:03	2.256.864 736.106.629,00
ADOBE INC. US00724F1012	560,79	-1,01% -5,75		17.07.24 19:16:06	963.545 540.176.725,43
ADVANCED MICRO DEVICES IN... US0079031078	163,00	-8,19% -14,55		17.07.24 19:16:07	46.917.826 7.732.004.978,60
AES CORP US00130H1059	16,97	-3,85% -0,68		17.07.24 19:16:08	3.088.733 53.348.513,20
AFLAC INC. US0010551028	94,44	0,95% 0,89		17.07.24 19:15:36	672.712 63.557.521,61
AGILENT TECHNOLOGIES INC. US00846U1016	134,03	-1,49% -2,03		17.07.24 19:15:29	377.192 50.800.293,80
AIR PRODUCTS & CHEMICALS ... US0091581068	270,61	1,15% 3,08		17.07.24 19:15:25	330.102 89.274.389,60
AIRBNB INC. CLASS A US0090661010	147,37	-2,57% -3,89		17.07.24 19:16:08	1.184.926 175.881.300,66
AKAMAI TECHNOLOGIES INC. US00971T1016	97,13	-0,36% -0,35		17.07.24 19:15:59	406.641 39.475.438,11
ALBEMARLE CORP US0126531013	93,2295	-4,59% -4,48		17.07.24 19:16:04	1.249.157 119.522.956,11
ALEXANDRIA REAL EST. EQU.... US0152711091	127,325	-0,21% -0,27		17.07.24 19:15:32	240.582 30.894.181,24
ALIGN TECHNOLOGY INC. US0162551016	251,175	1,47% 3,64		17.07.24 19:15:36	330.335 82.730.625,37
ALLEGION PLC IE00BFRT3W74	127,16	-0,67% -0,86		17.07.24 19:15:35	271.718 34.738.531,40
ALLIANT ENERGY CORP US0188021085	55,82	2,12% 1,16		17.07.24 19:16:05	992.996 55.200.512,01
ALLSTATE CORP US0200021014	169,435	0,97% 1,63		17.07.24 19:15:23	377.985 64.160.700,61
ALPHABET INC A US02079K3059	180,67	-1,77% -3,25		17.07.24 19:16:06	10.821.706 1.961.166.308,17
ALPHABET INC. CLASS C US02079K1079	182,34	-1,70% -3,16		17.07.24 19:16:06	8.421.416 1.540.104.086,69
ALTRIA GROUP INC. US02209S1033	49,275	2,59% 1,25		17.07.24 19:15:50	5.217.323 254.979.195,01
AMAZON.COM INC. US0231351067	186,31	-3,48% -6,71		17.07.24 19:16:08	26.335.403 4.943.557.319,04
AMCOR PLC JE00BJ1F3079	10,351	2,79% 0,28		17.07.24 19:15:58	5.419.565 55.857.831,37

AMEREN CORP US0236081024	75,63	2,30% 1,70		17.07.24 19:15:31	272.257 20.521.525,67
AMERICAN AIRLINES GROUP I... US02376R1023	11,02	-1,52% -0,17		17.07.24 19:16:05	18.406.584 202.596.401,50
AMERICAN ELECTRIC POWER C... US0255371017	93,94	2,28% 2,09		17.07.24 19:16:06	1.286.276 120.614.752,40
AMERICAN EXPRESS CO US0258161092	249,13	-0,20% -0,50		17.07.24 19:15:56	1.020.181 254.426.459,45
AMERICAN INTERNATIONAL GR... US0268747849	78,81	0,66% 0,52		17.07.24 19:15:58	2.860.884 226.321.840,13
AMERICAN TOWER CORP US03027X1000	211,4025	0,60% 1,25		17.07.24 19:16:01	656.759 138.747.563,00
AMERICAN WATER WORKS CORP... US0304201033	143,10	2,89% 4,02		17.07.24 19:15:06	476.725 67.977.088,86
AMERIPRISE FINANCIAL INC. US03076C1062	422,79	-1,46% -6,26		17.07.24 19:13:33	414.184 176.465.987,26
AMETEK INC. US0311001004	176,26	0,14% 0,25		17.07.24 19:15:10	508.636 89.632.683,57
AMGEN INC. US0311621009	335,21	0,62% 2,07		17.07.24 19:15:22	808.382 269.488.283,95
AMPHENOL CORPORATION SER... US0320951017	65,1515	-7,47% -5,26		17.07.24 19:16:03	6.946.689 463.978.835,85
ANALOG DEVICES INC. US0326541051	239,255	-1,67% -4,08		17.07.24 19:16:05	1.443.872 349.207.631,29
ANSYS INC. US03662Q1058	320,79	-2,90% -9,58		17.07.24 19:15:13	156.323 50.269.838,21
AON PLC CLASS A IE00BLP1HW54	300,94	1,07% 3,19		17.07.24 19:15:48	448.763 134.794.180,88
APA CORP. US03743Q1085	32,17	1,58% 0,50		17.07.24 19:16:08	2.097.236 67.489.873,81
APPLE INC US0378331005	228,21	-2,81% -6,61		17.07.24 19:16:07	30.778.336 7.038.652.389,73
APPLIED MATERIALS INC US0382221051	225,17	-8,41% -20,67		17.07.24 19:16:07	4.419.036 1.010.214.757,96
APTIV PLC JE00B783TY65	72,20	-1,65% -1,21		17.07.24 19:16:01	1.512.231 108.518.251,82
ARCH CAPITAL GROUP LTD. BMG0450A1053	97,935	0,85% 0,83		17.07.24 19:15:37	396.722 38.957.072,05
ARCHER DANIELS MIDLAND CO US0394831020	65,35	1,22% 0,79		17.07.24 19:15:50	1.095.443 71.532.700,15
ARISTA NETWORKS INC. US0404131064	338,60	-5,48% -19,63		17.07.24 19:16:02	1.357.515 466.583.208,62
ARTHUR J GALLAGHER & CO. US3635761097	271,17	1,33% 3,55		17.07.24 19:14:59	355.863 96.385.274,16
ASSURANT INC. US04621X1081	171,97	1,02% 1,73		17.07.24 19:15:22	116.322 20.124.053,18
AT&T INC. US00206R1023	19,085	1,25% 0,24		17.07.24 19:16:06	20.315.766 385.906.919,01
ATMOS ENERGY CORP US0495601058	124,9385	2,12% 2,60		17.07.24 19:13:33	281.137 35.081.180,78
AUTODESK INC US0527691069	251,215	-1,03% -2,61		17.07.24 19:16:07	425.654 106.953.491,25
AUTOMATIC DATA PROCESSING... US0530151036	249,55	1,52% 3,73		17.07.24 19:15:08	587.206 145.902.986,48
AUTOZONE INC	2.979,25	-0,20%		17.07.24	30.862

US0533321024		-6,08		19:03:31	91.810.836,21
AVALONBAY COMMUNITIES INC...	207,855	1,14%	█	17.07.24	139.261
US0534841012		2,34		19:15:22	28.905.232,08
AVERY DENNISON CORP	223,51	0,02%		17.07.24	159.850
US0536111091		0,04		19:15:20	35.572.199,90
AXON ENTERPRISE INC	316,81	-0,82%		17.07.24	337.968
US05464C1018		-2,62		19:15:13	108.754.454,51
BAKER HUGHES INC. 'A'	36,255	-0,12%		17.07.24	1.898.787
US05722G1004		-0,05		19:16:04	68.964.180,68
BALL CORP	62,31	0,34%		17.07.24	501.305
US0584981064		0,21		19:15:57	31.253.679,83
BANK OF AMERICA CORP.	43,95	-0,41%		17.07.24	37.010.792
US0605051046		-0,18		19:16:08	1.632.904.557,59
BANK OF NEW YORK MELLON C...	64,78	-0,37%		17.07.24	2.728.740
US0640581007		-0,24		19:16:05	178.032.525,48
BATH & BODY WORKS INC.	39,31	1,68%	█	17.07.24	1.642.530
US0708301041		0,65		19:15:59	64.372.223,82
BAXTER INTERNATIONAL INC	35,67	0,37%		17.07.24	2.399.384
US0718131099		0,13		19:16:07	85.826.182,46
BECTON DICKINSON AND CO.	233,48	1,21%	█	17.07.24	521.433
US0758871091		2,78		19:15:56	121.601.846,96
BERKSHIRE HATHAWAY INC. C...	444,52	1,28%	█	17.07.24	2.537.930
US0846707026		5,62		19:16:04	1.121.712.085,24
BEST BUY CORP INC.	89,28	2,33%	█	17.07.24	1.693.950
US0865161014		2,03		19:16:05	149.319.154,57
BIO-RAD LABORATORIES INC.	317,91	1,08%	█	17.07.24	81.412
US0905722072		3,39		19:14:50	25.831.407,44
BIO-TECHNE CORP.	78,65	-1,47%		17.07.24	234.228
US09073M1045		-1,17		19:15:53	18.641.495,26
BIOGEN IDEC INC.	228,1101	1,37%	█	17.07.24	389.009
US09062X1037		3,09		19:13:55	88.385.196,44
BLACKROCK INC.	840,345	-0,43%		17.07.24	275.461
US09247X1019		-3,60		19:16:03	232.049.301,53
BLACKSTONE INC.	133,83	-2,32%		17.07.24	2.818.857
US09260D1072		-3,18		19:16:06	381.756.936,47
BOEING CO., THE	184,85	-0,64%		17.07.24	3.267.519
US0970231058		-1,20		19:16:02	607.315.043,24
BOOKING HOLDINGS INC.	4.033,40	-2,08%		17.07.24	98.772
US09857L1089		-85,69		19:12:37	401.273.612,72
BORGWARNER INC.	34,115	-1,14%		17.07.24	1.577.225
US0997241064		-0,40		19:16:01	53.540.927,13
BOSTON SCIENTIFIC CORP	77,525	-0,79%		17.07.24	2.417.199
US1011371077		-0,62		19:16:08	187.828.716,83
BRISTOL-MYERS SQUIBB CO.	42,805	3,90%	█	17.07.24	10.582.193
US1101221083		1,61		19:16:06	453.546.779,53
BROADCOM INC.	157,36	-7,09%		17.07.24	20.834.029
US11135F1012		-12,02		19:16:07	3.335.324.227,98
BROADRIDGE FINANCIAL SOLU...	208,36	-0,66%		17.07.24	248.110
US11133T1034		-1,38		19:14:37	51.763.142,14
BROWN & BROWN INC.	93,74	0,46%		17.07.24	286.178
US1152361010		0,43		19:15:23	26.783.276,65
BROWN-FORMAN CORP	44,545	1,79%	█	17.07.24	830.262
US1156372096		0,79		19:16:06	36.924.968,89
BUILDERS FIRSTSOURCE INC.	160,495	-2,99%		17.07.24	1.341.142
US12008R1077		-4,95		19:15:47	215.733.653,48

BUNGE GLOBAL SA CH1300646267	112,34	0,85% 0,95		17.07.24 19:15:27	429.380 48.210.476,44
BXP INC. US1011211018	68,4321	-1,32% -0,92		17.07.24 19:15:59	416.421 28.877.669,47
C.H. ROBINSON WORLDWIDE I... US12541W2098	88,50	0,87% 0,76		17.07.24 19:16:01	454.915 40.157.352,64
CADENCE DESIGN SYSTEMS IN... US1273871087	289,292	-7,20% -22,44		17.07.24 19:15:57	1.909.933 561.451.416,78
CAESARS ENTERTAINMENT INC... US12769G1004	39,24	-1,33% -0,53		17.07.24 19:16:07	1.905.554 75.434.217,66
CAMDEN PROPERTY TRUST US1331311027	112,56	1,20% 1,33		17.07.24 19:14:35	264.884 29.847.901,20
CAMPBELL SOUP COMPANY US1344291091	47,41	2,84% 1,31		17.07.24 19:16:06	1.061.496 50.079.251,31
CAPITAL ONE FINANCIAL COR... US14040H1059	148,77	-0,53% -0,79		17.07.24 19:15:45	1.315.431 197.201.830,86
CARDINAL HEALTH INC. US14149Y1082	96,21	0,84% 0,80		17.07.24 19:15:38	416.818 40.059.645,22
CARMAX INC. US1431301027	82,80	-1,45% -1,22		17.07.24 19:15:36	573.589 47.675.239,69
CARNIVAL CORP. PA1436583006	18,5599	-3,23% -0,62		17.07.24 19:16:04	16.547.893 310.392.523,62
CARRIER GLOBAL CORP US14448C1045	68,74	-1,63% -1,14		17.07.24 19:16:04	1.418.291 97.454.036,09
CATALENT INC. US1488061029	58,135	0,49% 0,28		17.07.24 19:15:40	828.418 48.123.546,17
CATERPILLAR INC US1491231015	358,43	-0,60% -2,15		17.07.24 19:15:52	1.686.157 605.234.416,25
CBOE GLOBAL MARKETS INC. US12503M1080	178,585	3,32% 5,74		17.07.24 19:16:07	517.217 91.793.579,62
CBRE GROUP INC US12504L1098	97,52	0,30% 0,29		17.07.24 19:15:57	478.559 46.699.265,36
CDW CORP. US12514G1085	238,4455	-0,58% -1,39		17.07.24 19:15:33	455.247 108.370.086,24
CELANESE CORP US1508701034	146,045	-0,99% -1,47		17.07.24 19:16:07	271.369 39.783.387,41
CENCORA INC. US03073E1055	225,51	0,06% 0,13		17.07.24 19:15:20	265.604 59.917.115,49
CENTENE CORP US15135B1017	67,84	-1,84% -1,27		17.07.24 19:16:08	1.956.992 131.596.645,00
CENTERPOINT ENERGY INC. US15189T1079	28,385	-0,65% -0,19		17.07.24 19:16:07	2.953.954 84.435.527,97
CERIDIAN HCM HOLDING INC. US15677J1088	55,40	-0,38% -0,21		17.07.24 19:15:55	581.339 32.314.183,48