

# S&P 500

ISIN: **US78378X1072** WKN: -

## Übersicht

16.07.2024 19:47:57

Kurs

**5.648,42** USD

Differenz ▲ 0,31% (17,20)

### Stammdaten

ISIN	US78378X1072
Symbol	SP500
Land	USA
Anzahl der enthaltenen Werte im Index	503
Index-Typ	Kursindex
Wertpapierkategorie	Index

### Top 5

Name	Kurs	+ - (%)	Trend
MATCH GROU...	34,525	+7,82	<span style="color: green;">▲</span>
MOLINA HEA...	302,66	+6,58	<span style="color: green;">▲</span>
STATE STRE...	84,115	+6,56	<span style="color: green;">▲</span>
BUILDERS F...	163,14	+6,51	<span style="color: green;">▲</span>
WARNER BRO...	7,90	+6,47	<span style="color: green;">▲</span>

Intraday 1W 1M 6M 1J 3J

### Flop 5

Name	Kurs	+ - (%)	Trend
CHARLES SC...	68,34	-8,96	<span style="color: red;">▼</span>
RAYMOND JA...	115,44	-4,68	<span style="color: red;">▼</span>
PROGRESSIV...	209,25	-3,62	<span style="color: red;">▼</span>
AMERIPRISE...	431,525	-3,20	<span style="color: red;">▼</span>
CONSTELLAT...	206,445	-3,02	<span style="color: red;">▼</span>

Intraday 1W 1M 6M 1J 3J



Die Wertentwicklung der Vergangenheit lässt keine verlässlichen Rückschlüsse auf die zukünftige Entwicklung eines Finanzinstruments zu.

Quelle: FactSet

### Aktuellstes Research

Märkte		
Datum	Überschrift	Download
15.07.2024	Aktienempfehlungen Global	
12.07.2024	Week Ahead	
12.07.2024	Wochenausblick	
12.07.2024	Global Equity Ratings	
09.07.2024	Political environment weighs on outlook	

**Nähere Infos zu den Ländern &  
Regionen**

**➤ Märkte nach Region**

## Details

16.07.2024 19:47:57

Kurs

**5.648,42** USDDifferenz  0,31% (17,20)

## Stammdaten

ISIN	US78378X1072
Symbol	SP500
Land	USA
Wertpapierkategorie	Index
Anzahl der enthaltenen Werte im Index	503

## Marktdaten

Eröffnung	5.644,09 USD
Hoch	5.663,03 USD
Tief	5.639,02 USD
Schluss Vortag	5.631,22 USD
Volumen (Mio.)	1.343.734.065
Volumen (Stück)	7.591.736.461.406

## Performance und Risiko

	6M	1J	3J
Perf (%)	+17,71%	+24,99%	+29,16%
Perf (abs.)	+847,39	+1.125,80	+1.271,19
Beta	-	-	-
Volatilität	10,68	11,25	17,42



Die Wertentwicklung der Vergangenheit lässt keine verlässlichen Rückschlüsse auf die zukünftige Entwicklung eines Finanzinstruments zu.



Quelle: FactSet



## Kursdaten























Ø Kurs 5 Tage   Ø Volumen 5 Tage (Stk.)	5.608,40 USD (2.505.623.596)
Ø Kurs 30 Tage   Ø Volumen 30 Tage (Stk.)	5.475,27 USD (2.376.809.323)
Ø Kurs 100 Tage   Ø Volumen 100 Tage (Stk.)	5.259,34 USD (2.325.690.732)
Ø Kurs 250 Tage   Ø Volumen 250 Tage	4.844,90 USD (2.282.084.280)
Hoch seit 1.1.   Datum	5.666,94 USD (15.07.2024)
Tief seit 1.1.   Datum	4.682,11 USD (05.01.2024)
52 Wochen Hoch   Datum	5.666,94 USD (15.07.2024)
52 Wochen Tief   Datum	4.103,78 USD (27.10.2023)

## Enthaltene Werte

Name ISIN	Kurs	Diff % Diff /-	Performance	Datum Zeit	Gehandelte Stück Umsatz Geld
3M COMPANY US88579Y1010	103,035	0,31% 0,32		16.07.24 19:47:55	2.215.064 227.280.798,89
ABBOTT LABORATORIES US0028241000	102,75	-0,20% -0,21		16.07.24 19:47:47	2.818.264 290.306.688,23
ABBVIE INC. US00287Y1091	168,525	0,29% 0,50		16.07.24 19:47:55	1.620.143 273.100.942,22
ACCENTURE PLC IE00B4BNMY34	322,39	1,42% 4,52	█	16.07.24 19:47:29	1.722.301 553.577.934,24
ADOBE INC. US00724F1012	562,49	-0,57% -3,22		16.07.24 19:47:42	781.500 442.222.529,60
ADVANCED MICRO DEVICES IN... US0079031078	176,225	-2,00% -3,61		16.07.24 19:47:59	28.653.293 5.059.226.831,08
AES CORP US00130H1059	17,48	2,82% 0,48	█	16.07.24 19:47:58	4.911.096 85.206.195,78
AFLAC INC. US0010551028	93,895	0,56% 0,53		16.07.24 19:47:26	779.722 73.265.031,69
AGILENT TECHNOLOGIES INC. US00846U1016	134,80	2,89% 3,79	█	16.07.24 19:47:57	396.087 53.035.600,04
AIR PRODUCTS & CHEMICALS ... US0091581068	268,645	3,39% 8,81	█	16.07.24 19:46:56	732.673 194.487.621,61
AIRBNB INC. CLASS A US0090661010	150,65	2,33% 3,43	█	16.07.24 19:47:38	1.511.065 226.403.930,13
AKAMAI TECHNOLOGIES INC. US00971T1016	96,53	0,28% 0,27		16.07.24 19:47:13	373.527 36.019.172,25
ALBEMARLE CORP US0126531013	95,82	0,35% 0,33		16.07.24 19:47:53	1.195.420 113.477.029,35
ALEXANDRIA REAL EST. EQU.... US0152711091	128,31	0,98% 1,25		16.07.24 19:47:39	256.081 32.848.895,60
ALIGN TECHNOLOGY INC. US0162551016	243,86	1,49% 3,59	█	16.07.24 19:44:49	241.985 58.763.132,02
ALLEGION PLC IE00BFRT3W74	127,4675	3,87% 4,75	█	16.07.24 19:47:43	276.149 34.900.545,71
ALLIANT ENERGY CORP US0188021085	54,51	1,81% 0,97	█	16.07.24 19:47:53	562.734 30.506.599,01
ALLSTATE CORP US0200021014	168,57	0,99% 1,66		16.07.24 19:47:44	604.364 101.606.656,32
ALPHABET INC A US02079K3059	183,7213	-1,51% -2,81		16.07.24 19:47:58	10.208.709 1.896.876.251,55
ALPHABET INC. CLASS C US02079K1079	185,4301	-1,47% -2,76		16.07.24 19:47:56	6.111.560 1.146.437.558,07
ALTRIA GROUP INC. US02209S1033	47,949	0,48% 0,23		16.07.24 19:47:57	3.097.386 148.573.236,38
AMAZON.COM INC. US0231351067	193,16	0,23% 0,44		16.07.24 19:47:58	20.254.337 3.933.306.691,33
AMCOR PLC JE00BJ1F3079	10,07	2,34% 0,23	█	16.07.24 19:47:54	5.046.787 50.499.166,23

AMEREN CORP US0236081024	73,575	1,13% 0,83		16.07.24 19:47:45	317.671 23.295.396,88
AMERICAN AIRLINES GROUP I... US02376R1023	11,1232	4,64% 0,49		16.07.24 19:47:58	31.854.844 351.696.720,81
AMERICAN ELECTRIC POWER C... US0255371017	91,69	0,82% 0,75		16.07.24 19:47:41	808.713 74.118.668,20
AMERICAN EXPRESS CO US0258161092	248,04	1,66% 4,04		16.07.24 19:47:49	1.591.660 393.098.122,36
AMERICAN INTERNATIONAL GR... US0268747849	77,96	0,44% 0,34		16.07.24 19:47:53	1.958.191 152.809.435,59
AMERICAN TOWER CORP US03027X1000	209,29	0,22% 0,45		16.07.24 19:47:50	479.342 99.987.404,06
AMERICAN WATER WORKS CORP... US0304201033	138,48	1,58% 2,15		16.07.24 19:47:59	231.925 32.056.964,29
AMERIPRISE FINANCIAL INC. US03076C1062	431,72	-3,16% -14,08		16.07.24 19:47:58	527.687 228.803.202,88
AMETEK INC. US0311001004	176,28	2,42% 4,17		16.07.24 19:47:39	813.684 142.624.750,15
AMGEN INC. US0311621009	333,66	1,06% 3,51		16.07.24 19:47:55	686.256 228.333.506,18
AMPHENOL CORPORATION SER... US0320951017	70,15	0,63% 0,44		16.07.24 19:47:53	2.176.958 152.402.185,00
ANALOG DEVICES INC. US0326541051	242,00	1,80% 4,28		16.07.24 19:47:31	798.110 192.055.508,37
ANSYS INC. US03662Q1058	327,62	0,05% 0,16		16.07.24 19:38:34	97.176 31.970.969,42
AON PLC CLASS A IE00BLP1HW54	297,60	0,10% 0,29		16.07.24 19:45:56	248.618 74.155.699,89
APA CORP. US03743Q1085	31,30	-0,51% -0,16		16.07.24 19:47:46	2.170.182 68.043.038,16
APPLE INC US0378331005	234,0399	-0,15% -0,36		16.07.24 19:47:58	27.672.378 6.479.340.290,16
APPLIED MATERIALS INC US0382221051	243,80	-0,71% -1,75		16.07.24 19:47:57	1.969.831 481.655.538,05
APTIV PLC JE00B783TY65	73,00	1,02% 0,74		16.07.24 19:47:51	869.105 63.286.602,21
ARCH CAPITAL GROUP LTD. BMG0450A1053	97,08	-0,08% -0,08		16.07.24 19:47:25	301.417 29.362.528,69
ARCHER DANIELS MIDLAND CO US0394831020	64,375	1,54% 0,98		16.07.24 19:47:56	1.003.595 64.208.147,17
ARISTA NETWORKS INC. US0404131064	359,61	-0,22% -0,81		16.07.24 19:46:49	773.313 278.991.501,77
ARTHUR J GALLAGHER & CO. US3635761097	270,82	0,13% 0,36		16.07.24 19:47:03	164.170 44.629.058,98
ASSURANT INC. US04621X1081	170,23	-0,51% -0,88		16.07.24 19:47:18	98.186 16.762.564,55
AT&T INC. US00206R1023	18,745	0,89% 0,17		16.07.24 19:47:55	10.967.000 205.654.310,74
ATMOS ENERGY CORP US0495601058	121,75	0,76% 0,92		16.07.24 19:47:17	251.074 30.534.507,57
AUTODESK INC US0527691069	253,23	0,02% 0,06		16.07.24 19:47:17	303.610 77.331.890,64
AUTOMATIC DATA PROCESSING... US0530151036	244,5125	0,77% 1,87		16.07.24 19:47:28	548.052 134.176.739,23
AUTOZONE INC	2.989,31	1,63%		16.07.24	59.370

US0533321024		47,85		19:39:06	176.485.445,49
AVALONBAY COMMUNITIES INC...	205,545	1,15%		16.07.24	149.371
US0534841012		2,34		19:46:07	30.514.769,34
AVERY DENNISON CORP	222,33	1,59%		16.07.24	142.610
US0536111091		3,48		19:44:35	31.660.099,42
AXON ENTERPRISE INC	316,635	2,59%		16.07.24	294.072
US05464C1018		8,00		19:47:33	92.475.077,42
BAKER HUGHES INC. 'A'	36,42	1,99%		16.07.24	1.910.712
US05722G1004		0,71		19:47:54	69.163.352,64
BALL CORP	61,82	1,16%		16.07.24	438.576
US0584981064		0,71		19:47:44	26.984.479,60
BANK OF AMERICA CORP.	44,26	5,66%		16.07.24	51.366.795
US0605051046		2,37		19:47:59	2.241.555.534,57
BANK OF NEW YORK MELLON C...	65,485	-0,34%		16.07.24	2.508.862
US0640581007		-0,23		19:47:58	164.166.153,10
BATH & BODY WORKS INC.	38,03	3,34%		16.07.24	1.366.611
US0708301041		1,23		19:47:45	51.434.339,50
BAXTER INTERNATIONAL INC	34,865	2,63%		16.07.24	1.285.696
US0718131099		0,90		19:47:56	44.327.637,67
BECTON DICKINSON AND CO.	229,72	1,61%		16.07.24	505.819
US0758871091		3,64		19:47:47	115.302.832,28
BERKSHIRE HATHAWAY INC. C...	436,02	0,37%		16.07.24	2.407.428
US0846707026		1,60		19:47:55	1.051.980.767,95
BEST BUY CORP INC.	87,50	2,34%		16.07.24	1.013.138
US0865161014		2,00		19:47:49	87.993.498,42
BIO-RAD LABORATORIES INC.	312,50	3,44%		16.07.24	66.253
US0905722072		10,39		19:44:42	20.468.765,32
BIO-TECHNE CORP.	79,71	3,24%		16.07.24	339.453
US09073M1045		2,50		19:46:39	26.743.436,60
BIOGEN IDEC INC.	224,12	1,15%		16.07.24	440.625
US09062X1037		2,54		19:47:06	98.695.278,33
BLACKROCK INC.	836,03	1,59%		16.07.24	392.829
US09247X1019		13,07		19:43:34	327.268.129,25
BLACKSTONE INC.	135,65	2,48%		16.07.24	2.743.835
US09260D1072		3,28		19:47:54	371.597.691,96
BOEING CO., THE	187,24	4,54%		16.07.24	5.407.516
US0970231058		8,13		19:47:58	996.327.984,24
BOOKING HOLDINGS INC.	4.130,3775	1,04%		16.07.24	65.691
US09857L1089		42,38		19:47:47	271.408.564,59
BORGWARNER INC.	34,34	3,50%		16.07.24	934.792
US0997241064		1,16		19:47:51	31.844.453,18
BOSTON SCIENTIFIC CORP	77,69	-0,42%		16.07.24	1.946.329
US1011371077		-0,33		19:47:48	151.897.480,48
BRISTOL-MYERS SQUIBB CO.	41,035	2,20%		16.07.24	6.495.113
US1101221083		0,89		19:47:54	264.491.618,65
BROADCOM INC.	167,21	-2,46%		16.07.24	14.032.210
US11135F1012		-4,21		19:47:59	2.366.992.607,77
BROADRIDGE FINANCIAL SOLU...	210,045	0,92%		16.07.24	177.032
US11133T1034		1,91		19:44:05	37.209.307,19
BROWN & BROWN INC.	93,675	0,48%		16.07.24	284.372
US1152361010		0,45		19:47:56	26.659.627,13
BROWN-FORMAN CORP	43,46	-1,05%		16.07.24	901.608
US1156372096		-0,46		19:47:53	39.259.506,09
BUILDERS FIRSTSOURCE INC.	163,14	6,51%		16.07.24	1.170.382
US12008R1077		9,97		19:47:55	188.414.838,62

BUNGE GLOBAL SA CH1300646267	110,955	0,57% 0,63		16.07.24 19:47:31	290.309 31.996.230,72
BXP INC. US1011211018	69,40	1,48% 1,01		16.07.24 19:47:44	730.884 50.449.195,39
C.H. ROBINSON WORLDWIDE I... US12541W2098	88,075	1,20% 1,05		16.07.24 19:47:45	546.123 48.009.792,70
CADENCE DESIGN SYSTEMS IN... US1273871087	310,47	-1,63% -5,16		16.07.24 19:47:20	561.849 175.576.697,91
CAESARS ENTERTAINMENT INC... US12769G1004	38,935	-0,73% -0,28		16.07.24 19:47:46	1.877.451 72.916.711,43
CAMDEN PROPERTY TRUST US1331311027	111,045	1,61% 1,76		16.07.24 19:46:41	213.859 23.514.697,34
CAMPBELL SOUP COMPANY US1344291091	45,92	0,70% 0,32		16.07.24 19:47:53	772.440 35.412.584,96
CAPITAL ONE FINANCIAL COR... US14040H1059	148,18	2,47% 3,57		16.07.24 19:47:34	2.112.066 312.099.304,69
CARDINAL HEALTH INC. US14149Y1082	95,15	1,50% 1,41		16.07.24 19:47:48	709.009 67.143.642,08
CARMAX INC. US1431301027	83,505	1,84% 1,51		16.07.24 19:47:50	833.450 69.255.529,66
CARNIVAL CORP. PA1436583006	18,985	3,63% 0,67		16.07.24 19:47:58	17.834.772 336.523.402,29
CARRIER GLOBAL CORP US14448C1045	69,565	3,27% 2,21		16.07.24 19:47:55	2.051.372 142.350.164,62
CATALENT INC. US1488061029	57,97	0,22% 0,13		16.07.24 19:47:41	1.679.275 97.248.129,08
CATERPILLAR INC US1491231015	359,06	3,84% 13,29		16.07.24 19:47:52	2.629.575 932.102.028,35
CBOE GLOBAL MARKETS INC. US12503M1080	174,25	1,00% 1,73		16.07.24 19:47:19	227.751 39.686.754,45
CBRE GROUP INC US12504L1098	97,02	1,22% 1,17		16.07.24 19:47:48	956.614 92.856.080,64
CDW CORP. US12514G1085	238,18	2,32% 5,41		16.07.24 19:47:03	388.431 92.133.509,29
CELANESE CORP US1508701034	146,815	2,78% 3,98		16.07.24 19:47:58	287.350 41.972.975,25
CENCORA INC. US03073E1055	225,15	1,33% 2,95		16.07.24 19:47:10	418.211 93.906.345,39
CENTENE CORP US15135B1017	68,38	3,61% 2,38		16.07.24 19:47:58	2.813.400 191.448.739,31
CENTERPOINT ENERGY INC. US15189T1079	28,745	1,64% 0,47		16.07.24 19:47:37	6.100.532 174.751.871,72
CERIDIAN HCM HOLDING INC. US15677J1088	55,045	2,12% 1,15		16.07.24 19:47:33	521.534 28.718.721,10