

# S&P 500

ISIN: **US78378X1072** WKN: -

## Overview

2024/06/12 15:34:14	
<b>Price</b>	<b>5,421.92</b> USD
<b>Difference</b>	<span style="color: green;">▲</span> 0.87% (46.60)
<b>General attributes</b>	
ISIN	US78378X1072
Symbol	SP500
Country	USA
Instruments in index	503
Type of index	Price Index
Security type	Index
<b>Market data</b>	
Open	5,409.13 USD
High	5,425.50 USD
Low	5,409.13 USD
Close (prev. day)	5,375.32 USD
Trading volume (m)	142,806,782
Volume (pcs)	773,520,075,147



Information about previous performance does not guarantee future performance.  
Source: FactSet

### Top 5

Name	Price	+ - (%)	Trend
ORACLE COR...	138.0903	+11.47	<span style="color: green;">▲</span>
BUILDERS F...	153.00	+6.64	<span style="color: green;">▲</span>
BOSTON PRO...	61.87	+5.96	<span style="color: green;">▲</span>
D.R. HORTO...	147.545	+5.72	<span style="color: green;">▲</span>
EQUIFAX IN...	243.00	+5.45	<span style="color: green;">▲</span>

Intraday 1w 1m 6m 1y 3y

### Recent research

Date	Headline	Download
2024/06/07	Wochenausblick	
2024/06/07	Week Ahead	
2024/06/05	Marktkommentar	
2024/05/31	Week Ahead	
2024/05/31	Wochenausblick	

### Flop 5

Name	Price	+ - (%)	Trend
PROGRESSIV...	204.60	-1.87	<span style="color: red;">▼</span>
MCKESSON C...	581.145	-1.72	<span style="color: red;">▼</span>
PARAMOUNT	10.855	-1.68	<span style="color: red;">▼</span>

CARDINAL H...	97.44	-1.59	↓
CENCORA IN...	229.16	-1.49	↓

Intraday 1w 1m 6m 1y 3y

**Futures and Options**

Related Futures -

Related Options -

## Details

2024/06/12 15:34:14

## Price

**5,421.92** USD

## Difference



0.87% (46.60)

## General attributes

ISIN US78378X1072

Symbol SP500

Country USA

Security type Index

Instruments in index 503

## Market data

Open 5,409.13 USD

High 5,425.50 USD

Low 5,409.13 USD

Close (prev. day) 5,375.32 USD

Trading volume (m) 142,806,782

Volume (pcs) 773,520,075,147

## Performance and Risk

	6m	1y	3y
Perf (%)	+16.29%	+25.04%	+26.55%
Perf (abs.)	+752.88	+1,076.46	+1,127.88
Beta	-	-	-
Volatility	11.15	11.41	17.45

5,500.00

5,000.00

4,500.00

4,000.00

3,500.00

3,000.00

2,500.00

2020

2021

2022

2023

2024

5y

Information about previous performance does not guarantee future performance.

Source: FactSet



























## Price data

Ø price 5 days   Ø volume 5 days (pcs.)	5,358.02 USD (2,148,902,699)
Ø price 30 days   Ø volume 30 days (pcs.)	5,259.99 USD (2,149,542,315)
Ø price 100 days   Ø volume 100 days (pcs.)	5,134.20 USD (2,319,758,402)
Ø price 250 days   Ø volume 250 days (pcs.)	4,750.77 USD (2,262,293,445)
YTD High   date	5,375.95 USD (2024/06/11)
YTD Low   date	4,682.11 USD (2024/01/05)
52 Weeks High   date	5,375.95 USD (2024/06/11)
52 Weeks Low   date	4,103.78 USD (2023/10/27)

## Composition

Name ISIN	Price	Diff % Diff +/-	Performance	Date Time	Turnover Pc. Turnover Money
3M COMPANY US88579Y1010	103.25	1.90% 1.93		24/06/12 15:34:13	251,291 25,837,234.02
ABBOTT LABS US0028241000	104.94	-0.82% -0.87		24/06/12 15:34:13	157,729 16,654,985.08
ABBVIE INC. US00287Y1091	166.855	-0.50% -0.85		24/06/12 15:34:07	131,877 22,083,586.00
ACCENTURE PLC IE00B4BNMY34	291.95	-0.77% -2.27		24/06/12 15:34:15	266,805 77,964,054.88
ADOBE INC. US00724F1012	468.41	1.24% 5.72		24/06/12 15:34:15	133,474 62,531,659.13
ADVANCED MICRO DEVICES IN... US0079031078	159.7999	0.53% 0.84		24/06/12 15:34:16	2,525,077 404,455,584.22
AES CORP US00130H1059	20.42	2.98% 0.59		24/06/12 15:34:09	226,307 4,645,048.16
AFLAC INC. US0010551028	87.59	0.02% 0.02		24/06/12 15:33:59	38,382 3,366,993.53
AGILENT TECHNOLOGIES INC. US00846U1016	132.83	0.55% 0.72		24/06/12 15:34:13	36,912 4,921,680.26
AIR PRODUCTS & CHEMICALS ... US0091581068	281.4079	0.21% 0.60		24/06/12 15:33:56	410,102 115,191,284.14
AIRBNB INC. CLASS A US0090661010	149.655	1.29% 1.91		24/06/12 15:34:07	154,427 23,130,760.30
AKAMAI TECHNOLOGIES INC. US00971T1016	90.01	0.33% 0.30		24/06/12 15:34:09	56,145 5,045,428.65
ALBEMARLE CORP US0126531013	117.45	3.05% 3.48		24/06/12 15:34:12	137,533 16,102,204.27
ALEXANDRIA REAL EST. EQU.... US0152711091	117.70	3.65% 4.14		24/06/12 15:34:08	17,935 2,106,085.22
ALIGN TECHNOLOGY INC. US0162551016	260.26	2.76% 6.98		24/06/12 15:33:59	14,338 3,719,288.66
ALLEGION PLC IE00BFRT3W74	119.575	1.93% 2.27		24/06/12 15:31:17	7,160 856,564.49
ALLIANT ENERGY CORP US0188021085	50.41	0.44% 0.22		24/06/12 15:34:06	28,603 1,449,588.68
ALLSTATE CORP US0200021014	160.65	-0.59% -0.95		24/06/12 15:34:14	38,956 6,268,989.65
ALPHABET INC A US02079K3059	180.33	2.10% 3.71		24/06/12 15:34:15	2,987,148 532,990,094.57
ALPHABET INC. CLASS C US02079K1079	182.00	2.14% 3.81		24/06/12 15:34:15	1,982,266 357,873,767.77
ALTRIA GROUP INC. US02209S1033	46.39	-0.02% -0.01		24/06/12 15:34:16	339,477 15,788,295.39
AMAZON.COM INC. US0231351067	187.10	-0.07% -0.13		24/06/12 15:34:16	2,585,255 484,569,725.89
AMCOR PLC JE00BJ1F3079	10.06	0.80% 0.08		24/06/12 15:34:12	103,743 1,046,806.53

AMEREN CORP US0236081024	71.15	0.49% 0.35		24/06/12 15:33:56	23,047 1,648,743.11
AMERICAN AIRLINES GROUP I... US02376R1023	11.465	1.64% 0.19	█	24/06/12 15:34:13	2,579,420 29,506,775.70
AMERICAN ELECTRIC POWER C... US0255371017	88.286	-0.14% -0.12		24/06/12 15:34:15	44,083 3,932,668.70
AMERICAN EXPRESS CO US0258161092	227.02	1.11% 2.49	█	24/06/12 15:34:12	136,344 30,931,607.67
AMERICAN INTERNATIONAL GR... US0268747849	74.35	0.19% 0.14		24/06/12 15:34:13	112,296 8,399,239.61
AMERICAN TOWER CORP US03027X1000	198.15	2.52% 4.88	█	24/06/12 15:34:15	68,376 13,543,753.04
AMERICAN WATER WORKS CORP... US0304201033	130.205	1.79% 2.29	█	24/06/12 15:34:03	26,545 3,465,257.66
AMERIPRISE FINANCIAL INC. US03076C1062	428.445	1.52% 6.43	█	24/06/12 15:33:31	8,986 3,843,896.80
AMETEK INC. US0311001004	174.335	1.05% 1.81	█	24/06/12 15:34:12	54,935 9,572,221.98
AMGEN INC. US0311621009	302.80	0.70% 2.10		24/06/12 15:33:56	40,114 12,102,055.47
AMPHENOL CORPORATION SER... US0320951017	68.145	1.38% 0.93	█	24/06/12 15:34:10	283,255 19,322,948.37
ANALOG DEVICES INC. US0326541051	238.73	1.03% 2.43	█	24/06/12 15:33:38	43,833 10,469,471.62
ANSYS INC. US03662Q1058	324.26	0.35% 1.13		24/06/12 15:33:54	12,743 4,131,305.00
AON PLC CLASS A IE00BLP1HW54	292.42	-0.44% -1.28		24/06/12 15:34:04	353,012 103,667,661.45
APA CORP. US03743Q1085	30.00	1.04% 0.31	█	24/06/12 15:34:14	163,797 4,921,257.23
APPLE INC US0378331005	209.32	1.05% 2.17	█	24/06/12 15:34:16	10,810,814 2,243,305,315.66
APPLIED MATERIALS INC US0382221051	233.75	1.64% 3.78	█	24/06/12 15:34:10	262,200 60,850,292.54
APTIV PLC JE00B783TY65	76.415	0.18% 0.14		24/06/12 15:34:10	47,624 3,661,248.81
ARCH CAPITAL GROUP LTD. BMG0450A1053	98.465	-1.12% -1.12		24/06/12 15:34:04	48,376 4,796,240.42
ARCHER DANIELS MIDLAND CO US0394831020	61.34	-0.24% -0.15		24/06/12 15:34:14	61,869 3,820,711.48
ARISTA NETWORKS INC. US0404131064	308.62	1.26% 3.85	█	24/06/12 15:34:11	172,523 52,798,069.84
ARTHUR J GALLAGHER & CO. US3635761097	255.84	-0.11% -0.28		24/06/12 15:33:02	13,280 3,406,545.08
ASSURANT INC. US04621X1081	168.69	-0.54% -0.91		24/06/12 15:33:45	3,552 602,308.38
AT&T INC. US00206R1023	17.925	0.36% 0.07		24/06/12 15:34:16	1,319,825 23,730,277.38
ATMOS ENERGY CORP US0495601058	116.50	0.65% 0.75	█	24/06/12 15:34:02	21,691 2,550,617.19
AUTODESK INC US0527691069	218.28	3.21% 6.78	█	24/06/12 15:33:59	86,891 18,965,939.86
AUTOMATIC DATA PROCESSING... US0530151036	244.81	-0.72% -1.77		24/06/12 15:34:16	32,080 7,882,205.79
AUTOZONE INC	2,808.77	-0.08%		24/06/12	1,640

US0533321024		-2.26		15:30:00	4,604,144.36
AVALONBAY COMMUNITIES INC...	200.44	1.64%		24/06/12	7,206
US0534841012		3.24		15:32:43	1,444,708.90
AVERY DENNISON CORP	226.93	0.75%		24/06/12	3,593
US0536111091		1.70		15:30:00	815,264.37
AXON ENTERPRISE INC	290.45	1.20%		24/06/12	10,509
US05464C1018		3.44		15:33:19	3,049,617.21
BAKER HUGHES INC. 'A'	32.41	0.53%		24/06/12	103,212
US05722G1004		0.17		15:34:11	3,347,585.50
BALL CORP	68.62	1.12%		24/06/12	19,046
US0584981064		0.76		15:34:09	1,305,266.16
BANK OF AMERICA CORP.	39.74	2.26%		24/06/12	2,498,000
US0605051046		0.88		15:34:16	99,223,719.65
BANK OF NEW YORK MELLON C...	59.19	0.73%		24/06/12	60,994
US0640581007		0.43		15:34:15	3,631,224.00
BATH & BODY WORKS INC.	45.43	1.63%		24/06/12	36,720
US0708301041		0.73		15:34:12	1,673,562.67
BAXTER INTERNATIONAL INC	33.07	0.61%		24/06/12	58,466
US0718131099		0.20		15:34:08	1,934,570.49
BECTON DICKINSON AND CO.	233.535	-0.60%		24/06/12	50,443
US0758871091		-1.41		15:34:13	11,818,356.84
BERKSHIRE HATHAWAY INC. C...	407.8204	-0.17%		24/06/12	238,660
US0846707026		-0.68		15:34:14	97,744,604.11
BEST BUY CORP INC.	87.735	0.72%		24/06/12	85,889
US0865161014		0.63		15:34:16	7,546,885.57
BIO-RAD LABORATORIES INC.	280.47	-0.25%		24/06/12	2,428
US0905722072		-0.70		15:31:06	687,743.81
BIO-TECHNE CORP.	77.69	1.04%		24/06/12	10,004
US09073M1045		0.80		15:34:07	780,069.59
BIOGEN IDEC INC.	227.86	0.94%		24/06/12	9,426
US09062X1037		2.12		15:33:00	2,145,542.93
BLACKROCK INC.	768.20	1.40%		24/06/12	19,666
US09247X1019		10.57		15:34:12	15,110,316.58
BLACKSTONE INC.	123.48	3.76%		24/06/12	224,028
US09260D1072		4.47		15:33:58	27,699,612.75
BOEING CO., THE	185.7101	0.11%		24/06/12	178,541
US0970231058		0.21		15:34:14	33,272,750.90
BOOKING HOLDINGS INC.	3,821.32	0.86%		24/06/12	5,075
US09857L1089		32.62		15:33:41	19,353,543.57
BORGWARNER INC.	34.10	1.13%		24/06/12	24,476
US0997241064		0.38		15:34:02	836,454.60
BOSTON PROPERTIES INC.	61.87	5.96%		24/06/12	51,901
US1011211018		3.48		15:34:12	3,178,478.92
BOSTON SCIENTIFIC CORP	77.03	-0.16%		24/06/12	100,836
US1011371077		-0.12		15:34:15	7,778,696.08
BRISTOL-MYERS SQUIBB CO.	42.67	-0.81%		24/06/12	401,628
US1101221083		-0.35		15:34:16	17,248,966.21
BROADCOM INC.	1,500.20	2.68%		24/06/12	291,035
US11135F1012		39.17		15:34:10	435,973,013.75
BROADRIDGE FINANCIAL SOLU...	198.535	0.95%		24/06/12	4,960
US11133T1034		1.87		15:32:53	981,893.71
BROWN & BROWN INC.	89.35	-0.30%		24/06/12	17,003
US1152361010		-0.27		15:34:14	1,525,794.48
BROWN-FORMAN CORP	43.21	0.07%		24/06/12	26,432
US1156372096		0.03		15:34:00	1,150,315.50

BUILDERS FIRSTSOURCE INC. US12008R1077	153.00	6.64% 9.52		24/06/12 15:34:09	118,497 17,902,688.60
BUNGE GLOBAL SA CH1300646267	106.49	0.54% 0.57		24/06/12 15:33:15	22,570 2,399,132.45
C.H. ROBINSON WORLDWIDE I... US12541W2098	85.415	1.14% 0.97		24/06/12 15:32:14	13,243 1,129,962.57
CADENCE DESIGN SYSTEMS IN... US1273871087	309.415	2.85% 8.59		24/06/12 15:34:15	106,443 32,611,686.57
CAESARS ENTERTAINMENT INC... US12769G1004	38.58	4.95% 1.82		24/06/12 15:34:13	330,194 12,726,765.42
CAMDEN PROPERTY TRUST US1331311027	108.24	1.92% 2.04		24/06/12 15:30:00	7,211 780,658.09
CAMPBELL SOUP COMPANY US1344291091	42.77	-0.77% -0.33		24/06/12 15:34:08	42,655 1,834,378.53
CAPITAL ONE FINANCIAL COR... US14040H1059	137.395	1.67% 2.26		24/06/12 15:34:10	42,209 5,799,072.57
CARDINAL HEALTH INC. US14149Y1082	97.44	-1.59% -1.57		24/06/12 15:34:04	37,547 3,702,013.73
CARMAX INC. US1431301027	71.59	3.93% 2.71		24/06/12 15:34:11	34,760 2,466,233.58
CARNIVAL CORP. PA1436583006	16.94	3.67% 0.60		24/06/12 15:34:16	2,121,830 35,642,809.73
CARRIER GLOBAL CORP US14448C1045	63.30	2.10% 1.30		24/06/12 15:34:13	99,935 6,297,178.37
CATALENT INC. US1488061029	55.985	0.31% 0.18		24/06/12 15:34:06	14,192 794,575.12
CATERPILLAR INC US1491231015	332.45	1.57% 5.14		24/06/12 15:34:16	453,457 149,222,271.23
CBOE GLOBAL MARKETS INC. US12503M1080	172.34	-0.65% -1.12		24/06/12 15:34:04	11,120 1,931,839.78
CBRE GROUP INC US12504L1098	89.455	2.66% 2.32		24/06/12 15:34:00	25,371 2,272,363.96
CDW CORP. US12514G1085	225.275	0.41% 0.92		24/06/12 15:33:56	17,209 3,883,122.38
CELANESE CORP US1508701034	148.875	2.66% 3.86		24/06/12 15:34:04	9,347 1,393,682.94
CENCORA INC. US03073E1055	229.16	-1.49% -3.46		24/06/12 15:34:07	25,464 5,875,508.34
CENTENE CORP US15135B1017	68.53	-1.05% -0.73		24/06/12 15:34:14	65,987 4,569,590.69
CENTERPOINT ENERGY INC. US15189T1079	30.91	0.29% 0.09		24/06/12 15:34:14	107,522 3,341,594.60
CF INDUSTRIES HOLDINGS IN... US1252691001	77.04	0.30% 0.23		24/06/12 15:34:02	17,381 1,338,327.50