

## S&amp;P 500

ISIN: US78378X1072 WKN: -

## Overview

2024/06/12 17:28:28

Price

**5,437.73** USDDifference  1.16% (62.41)

## General attributes

ISIN	US78378X1072
Symbol	SP500
Country	USA
Instruments in index	503
Type of index	Price Index
Security type	Index

## Market data

Open	5,409.13 USD
High	5,446.28 USD
Low	5,409.13 USD
Close (prev. day)	5,375.32 USD
Trading volume (m)	924,637,358
Volume (pcs)	5,023,696,829,565

## Top 5

Name 	Price	+ - (%)	Trend 
ORACLE COR...	137.11	+10.68	
EQUIFAX IN...	247.795	+7.53	
BUILDERS F...	154.225	+7.45	
CAESARS EN...	38.93	+5.90	
SKYWORKS S...	101.90	+5.90	

Intraday **1w** 1m 6m 1y 3y

## Flop 5

Name 	Price	+ - (%)	Trend 
MARATHON P...	168.70	-3.30	
T-MOBILE U...	172.74	-3.17	
VALERO ENE...	148.805	-3.12	
CBOE	169.175	-2.47	



Information about previous performance does not guarantee future performance.

Source: FactSet

## Recent research

on market			
Date		Headline	Download
2024/06/07		Wochenausblick	
2024/06/07		Week Ahead	
2024/06/05		Marktkommentar	
2024/05/31		Week Ahead	
2024/05/31		Wochenausblick	

GLOBA...

EXELON COR...	35.365	-2.33	↓
------------------	--------	-------	---

Intraday	1w	1m	6m	1y	3y
----------	----	----	----	----	----

**Futures and Options**

Related Futures -

Related Options -

## Details

2024/06/12 17:28:28

Price

**5,437.73** USD

Difference



1.16% (62.41)

## General attributes

ISIN US78378X1072

Symbol SP500

Country USA

Security type Index

Instruments in index 503

## Market data

Open 5,409.13 USD

High 5,446.28 USD

Low 5,409.13 USD

Close (prev. day) 5,375.32 USD

Trading volume (m) 924,637,358

Volume (pcs) 5,023,696,829,565

## Performance and Risk

	6m	1y	3y
Perf (%)	+16.29%	+25.04%	+26.55%
Perf (abs.)	+752.88	+1,076.46	+1,127.88
Beta	-	-	-
Volatility	11.15	11.41	17.45

5,500.00

5,000.00

4,500.00

4,000.00

3,500.00

3,000.00

2,500.00

2020

2021

2022

2023

2024

5y

Information about previous performance does not guarantee future performance.

Source: FactSet

## Price data























Ø price 5 days   Ø volume 5 days (pcs.)	5,358.02 USD (2,148,902,699)
Ø price 30 days   Ø volume 30 days (pcs.)	5,259.99 USD (2,149,542,315)
Ø price 100 days   Ø volume 100 days (pcs.)	5,134.20 USD (2,319,758,402)
Ø price 250 days   Ø volume 250 days (pcs.)	4,750.77 USD (2,262,293,445)
YTD High   date	5,375.95 USD (2024/06/11)
YTD Low   date	4,682.11 USD (2024/01/05)
52 Weeks High   date	5,375.95 USD (2024/06/11)
52 Weeks Low   date	4,103.78 USD (2023/10/27)

## Composition

Name ISIN	Price	Diff % Diff +/-	Performance	Date Time	Turnover Pc. Turnover Money
3M COMPANY US88579Y1010	101.51	0.19% 0.19		24/06/12 17:28:27	1,446,751 148,526,469.42
ABBOTT LABS US0028241000	105.06	-0.71% -0.75		24/06/12 17:28:29	1,295,308 136,037,549.83
ABBVIE INC. US00287Y1091	165.39	-1.38% -2.31		24/06/12 17:28:26	1,129,138 187,340,980.62
ACCENTURE PLC IE00B4BNMY34	288.405	-1.98% -5.82		24/06/12 17:28:26	1,283,240 373,932,683.36
ADOBE INC. US00724F1012	469.61	1.50% 6.92	█	24/06/12 17:27:35	841,193 394,381,357.93
ADVANCED MICRO DEVICES IN... US0079031078	161.47	1.58% 2.51	█	24/06/12 17:28:29	19,857,817 3,189,837,515.85
AES CORP US00130H1059	19.885	0.28% 0.06		24/06/12 17:28:21	1,748,285 35,073,604.57
AFLAC INC. US0010551028	87.78	0.24% 0.21		24/06/12 17:28:28	320,663 28,163,832.23
AGILENT TECHNOLOGIES INC. US00846U1016	132.71	0.45% 0.60		24/06/12 17:28:29	580,913 77,166,022.35
AIR PRODUCTS & CHEMICALS ... US0091581068	282.5901	0.63% 1.78		24/06/12 17:26:42	739,190 207,979,095.13
AIRBNB INC. CLASS A US0090661010	149.57	1.23% 1.82	█	24/06/12 17:28:14	1,313,539 196,852,100.32
AKAMAI TECHNOLOGIES INC. US00971T1016	88.865	-0.94% -0.85		24/06/12 17:28:29	453,710 40,663,669.04
ALBEMARLE CORP US0126531013	113.93	-0.04% -0.04		24/06/12 17:28:23	993,042 115,641,093.07
ALEXANDRIA REAL EST. EQU.... US0152711091	117.015	3.04% 3.46	█	24/06/12 17:28:03	244,687 28,845,697.86
ALIGN TECHNOLOGY INC. US0162551016	263.55	4.05% 10.27	█	24/06/12 17:25:21	280,064 73,722,816.45
ALLEGION PLC IE00BFRT3W74	120.835	3.00% 3.53	█	24/06/12 17:28:11	107,682 13,054,543.52
ALLIANT ENERGY CORP US0188021085	49.84	-0.70% -0.35		24/06/12 17:28:25	327,148 16,347,808.91
ALLSTATE CORP US0200021014	160.92	-0.42% -0.68		24/06/12 17:27:30	393,692 63,683,149.01
ALPHABET INC A US02079K3059	177.28	0.37% 0.66		24/06/12 17:28:29	9,875,554 1,761,546,536.44
ALPHABET INC. CLASS C US02079K1079	179.03	0.47% 0.84		24/06/12 17:28:28	6,741,047 1,214,601,064.91
ALTRIA GROUP INC. US02209S1033	46.175	-0.48% -0.23		24/06/12 17:28:29	2,981,640 137,734,621.98
AMAZON.COM INC. US0231351067	188.125	0.48% 0.90		24/06/12 17:28:27	12,564,211 2,355,812,313.36
AMCOR PLC JE00BJ1F3079	10.00	0.20% 0.02		24/06/12 17:28:19	823,371 8,273,540.05

AMEREN CORP US0236081024	70.48	-0.45% -0.32		24/06/12 17:28:25	199,308 14,094,676.63
AMERICAN AIRLINES GROUP I... US02376R1023	11.505	1.99% 0.23	█	24/06/12 17:28:29	18,343,338 212,068,474.65
AMERICAN ELECTRIC POWER C... US0255371017	87.68	-0.83% -0.73		24/06/12 17:28:26	410,676 36,088,643.29
AMERICAN EXPRESS CO US0258161092	225.89	0.61% 1.36	█	24/06/12 17:28:17	850,788 193,159,986.67
AMERICAN INTERNATIONAL GR... US0268747849	74.18	-0.04% -0.03		24/06/12 17:28:28	1,010,773 75,328,286.06
AMERICAN TOWER CORP US03027X1000	195.615	1.21% 2.34	█	24/06/12 17:28:27	812,515 159,863,403.05
AMERICAN WATER WORKS CORP... US0304201033	129.215	1.01% 1.30	█	24/06/12 17:28:29	148,753 19,278,627.27
AMERIPRISE FINANCIAL INC. US03076C1062	429.09	1.68% 7.07	█	24/06/12 17:28:27	87,794 37,678,568.15
AMETEK INC. US0311001004	173.60	0.62% 1.07	█	24/06/12 17:28:18	344,001 60,008,850.92
AMGEN INC. US0311621009	300.70	0.00% 0.00		24/06/12 17:28:15	359,560 108,438,430.01
AMPHENOL CORPORATION SER... US0320951017	68.58	2.03% 1.37	█	24/06/12 17:28:28	2,519,464 171,753,467.54
ANALOG DEVICES INC. US0326541051	238.35	0.87% 2.05	█	24/06/12 17:28:18	511,486 122,303,166.99
ANSYS INC. US03662Q1058	326.665	1.09% 3.54	█	24/06/12 17:27:51	100,213 32,688,742.12
AON PLC CLASS A IE00BLP1HW54	293.49	-0.07% -0.21		24/06/12 17:28:08	683,715 200,347,681.94
APA CORP. US03743Q1085	29.68	-0.03% -0.01		24/06/12 17:28:24	2,340,793 70,389,401.70
APPLE INC US0378331005	217.641	5.06% 10.49	█	24/06/12 17:28:29	84,533,900 18,069,885,224.30
APPLIED MATERIALS INC US0382221051	236.96	3.04% 6.99	█	24/06/12 17:28:26	1,777,083 418,265,056.59
APTIV PLC JE00B783TY65	76.315	0.05% 0.04		24/06/12 17:28:29	726,406 55,596,064.06
ARCH CAPITAL GROUP LTD. BMG0450A1053	98.89	-0.69% -0.69		24/06/12 17:27:54	337,248 33,388,634.62
ARCHER DANIELS MIDLAND CO US0394831020	60.97	-0.85% -0.52		24/06/12 17:28:14	595,915 36,480,985.00
ARISTA NETWORKS INC. US0404131064	311.015	2.05% 6.25	█	24/06/12 17:28:25	794,402 245,089,077.81
ARTHUR J GALLAGHER & CO. US3635761097	257.25	0.44% 1.13	█	24/06/12 17:26:50	139,806 35,964,227.43
ASSURANT INC. US04621X1081	168.99	-0.36% -0.61		24/06/12 17:27:45	28,266 4,791,305.14
AT&T INC. US00206R1023	17.835	-0.14% -0.03		24/06/12 17:28:29	10,359,207 184,709,596.88
ATMOS ENERGY CORP US0495601058	116.23	0.41% 0.48	█	24/06/12 17:28:22	340,349 39,560,105.48
AUTODESK INC US0527691069	222.73	5.31% 11.23	█	24/06/12 17:28:26	938,529 206,625,802.11
AUTOMATIC DATA PROCESSING... US0530151036	244.32	-0.92% -2.26		24/06/12 17:28:29	348,231 85,370,295.44
AUTOZONE INC	2,817.39	0.23%		24/06/12	36,629

US0533321024		6.36		17:26:22	103,003,728.52
AVALONBAY COMMUNITIES INC... US0534841012	200.51	1.68% 3.31		24/06/12 17:28:25	84,094 16,858,316.56
AVERY DENNISON CORP US0536111091	226.95	0.76% 1.72		24/06/12 17:26:43	46,756 10,627,082.26
AXON ENTERPRISE INC US05464C1018	295.12	2.83% 8.11		24/06/12 17:26:58	108,601 31,761,490.91
BAKER HUGHES INC. 'A' US05722G1004	32.00	-0.74% -0.24		24/06/12 17:28:23	982,646 31,672,618.57
BALL CORP US0584981064	67.52	-0.50% -0.34		24/06/12 17:28:11	403,301 27,452,476.58
BANK OF AMERICA CORP. US0605051046	39.705	2.17% 0.85		24/06/12 17:28:26	14,180,111 562,868,216.97
BANK OF NEW YORK MELLON C... US0640581007	58.62	-0.24% -0.14		24/06/12 17:28:20	664,569 39,213,031.71
BATH & BODY WORKS INC. US0708301041	44.90	0.45% 0.20		24/06/12 17:28:27	792,765 35,825,059.89
BAXTER INTERNATIONAL INC US0718131099	33.31	1.34% 0.44		24/06/12 17:28:17	627,795 20,821,367.59
BECTON DICKINSON AND CO. US0758871091	234.80	-0.06% -0.14		24/06/12 17:27:59	325,649 76,292,174.86
BERKSHIRE HATHAWAY INC. C... US0846707026	409.31	0.20% 0.81		24/06/12 17:28:27	1,164,901 477,375,891.63
BEST BUY CORP INC. US0865161014	87.62	0.59% 0.51		24/06/12 17:28:16	540,030 47,629,466.69
BIO-RAD LABORATORIES INC. US0905722072	283.87	0.96% 2.70		24/06/12 17:22:37	30,688 8,733,002.67
BIO-TECHNE CORP. US09073M1045	77.54	0.85% 0.65		24/06/12 17:28:29	184,656 14,283,879.49
BIOGEN IDEC INC. US09062X1037	231.885	2.72% 6.15		24/06/12 17:28:12	244,169 55,918,301.31
BLACKROCK INC. US09247X1019	777.84	2.67% 20.21		24/06/12 17:28:29	181,918 141,638,797.97
BLACKSTONE INC. US09260D1072	125.26	5.25% 6.25		24/06/12 17:28:25	1,480,525 184,896,061.28
BOEING CO., THE US0970231058	183.195	-1.24% -2.31		24/06/12 17:28:29	1,735,405 320,632,184.44
BOOKING HOLDINGS INC. US09857L1089	3,884.97	2.54% 96.27		24/06/12 17:25:46	113,212 439,273,565.12
BORGWARNER INC. US0997241064	34.445	2.15% 0.73		24/06/12 17:28:28	410,772 14,111,317.44
BOSTON PROPERTIES INC. US1011211018	61.49	5.31% 3.10		24/06/12 17:28:06	539,463 33,272,138.78
BOSTON SCIENTIFIC CORP US1011371077	77.50	0.45% 0.35		24/06/12 17:28:28	856,528 66,155,116.40
BRISTOL-MYERS SQUIBB CO. US1101221083	42.575	-1.03% -0.45		24/06/12 17:28:29	3,398,510 144,435,517.21
BROADCOM INC. US11135F1012	1,482.00	1.44% 20.97		24/06/12 17:28:29	1,473,376 2,192,808,186.25
BROADRIDGE FINANCIAL SOLU... US11133T1034	197.53	0.44% 0.86		24/06/12 17:25:30	57,128 11,318,304.71
BROWN & BROWN INC. US1152361010	90.44	0.91% 0.82		24/06/12 17:27:36	156,246 14,078,446.54
BROWN-FORMAN CORP US1156372096	43.17	-0.02% -0.01		24/06/12 17:28:26	622,453 26,889,713.86

BUILDERS FIRSTSOURCE INC. US12008R1077	154.225	7.49% 10.75		24/06/12 17:28:29	1,049,856 162,146,674.37
BUNGE GLOBAL SA CH1300646267	105.98	0.06% 0.06		24/06/12 17:28:15	156,722 16,634,448.23
C.H. ROBINSON WORLDWIDE I... US12541W2098	85.30	1.01% 0.85		24/06/12 17:27:18	151,103 12,948,574.67
CADENCE DESIGN SYSTEMS IN... US1273871087	308.15	2.43% 7.32		24/06/12 17:28:20	630,531 193,864,597.49
CAESARS ENTERTAINMENT INC... US12769G1004	38.93	5.90% 2.17		24/06/12 17:28:28	2,672,700 104,250,562.31
CAMDEN PROPERTY TRUST US1331311027	108.40	2.07% 2.20		24/06/12 17:25:13	111,314 12,070,974.81
CAMPBELL SOUP COMPANY US1344291091	42.695	-0.94% -0.41		24/06/12 17:28:12	757,974 32,326,398.16
CAPITAL ONE FINANCIAL COR... US14040H1059	138.35	2.38% 3.21		24/06/12 17:28:29	527,175 72,779,011.63
CARDINAL HEALTH INC. US14149Y1082	98.65	-0.36% -0.36		24/06/12 17:28:10	444,840 43,639,985.13
CARMAX INC. US1431301027	72.00	4.53% 3.12		24/06/12 17:28:25	743,093 53,754,274.88
CARNIVAL CORP. PA1436583006	16.905	3.46% 0.56		24/06/12 17:28:28	11,398,261 192,687,729.24
CARRIER GLOBAL CORP US14448C1045	63.96	3.16% 1.96		24/06/12 17:28:21	746,185 47,811,141.26
CATALENT INC. US1488061029	55.875	0.12% 0.07		24/06/12 17:28:03	244,670 13,678,809.76
CATERPILLAR INC US1491231015	328.625	0.40% 1.32		24/06/12 17:28:08	1,998,948 663,120,238.68
CBOE GLOBAL MARKETS INC. US12503M1080	169.175	-2.47% -4.29		24/06/12 17:28:29	337,738 57,568,823.72
CBRE GROUP INC US12504L1098	89.94	3.21% 2.80		24/06/12 17:28:14	224,824 20,239,706.98
CDW CORP. US12514G1085	223.78	-0.26% -0.58		24/06/12 17:28:10	153,468 34,529,496.88
CELANESE CORP US1508701034	147.43	1.66% 2.41		24/06/12 17:28:12	107,392 15,981,282.03
CENCORA INC. US03073E1055	229.16	-1.49% -3.46		24/06/12 17:28:29	344,322 78,886,409.04
CENTENE CORP US15135B1017	68.645	-0.89% -0.62		24/06/12 17:28:11	699,391 47,997,590.82
CENTERPOINT ENERGY INC. US15189T1079	30.895	0.24% 0.08		24/06/12 17:28:24	1,994,749 61,482,587.06
CF INDUSTRIES HOLDINGS IN... US1252691001	76.50	-0.40% -0.31		24/06/12 17:28:19	383,504 29,545,334.48