

S&P 500

ISIN: US78378X1072 WKN: -

Overview

2024/05/03 23:26:08

Price

5,127.79 USDDifference  1.26% (63.59)

General attributes

ISIN	US78378X1072
Symbol	SP500
Country	USA
Instruments in index	503
Type of index	Price Index
Security type	Index

Market data

Open	5,122.78 USD
High	5,139.12 USD
Low	5,101.22 USD
Close (prev. day)	5,064.20 USD
Trading volume (m)	2,441,285,064
Volume (pcs)	34,712,136,082

Top 5

Name 	Price	+ - (%) 	Trend 
AMGEN INC.	311.29	+11.82 	
GE VERNOVA...	166.26	+8.08 	
ENPHASE EN...	114.20	+7.67 	
LIVE NATIO...	94.66	+7.24 	
FIRST SOLA...	191.55	+6.12 	

Intraday 1w 1m 6m 1y 3y

Flop 5

Name 	Price	+ - (%) 	Trend 
EXPEDIA GR...	115.33	-15.25 	
FORTINET I...	58.88	-9.69 	
PARAMOUNT ...	12.89	-7.00 	
TRIMBLE IN...	55.93	-6.92 	
INGERSOLL ...	86.72	-6.60 	

Intraday 1w 1m 6m 1y 3y

5y














Information about previous performance does not guarantee future performance.

Source: FactSet

Recent research

on market

Date	Headline	Download 
2024/05/03	 Week Ahead	
2024/05/03	 Wochenausblick	
2024/05/02	 FX markets reflect uncertain interest rate outlook	
2024/05/02	 FX-Märkte spiegeln unsicheres Zinsumfeld wider	
2024/05/02	 Fed continues to wait for price pressure to ease	

Futures and Options

Related Futures -

Related Options -

Details

2024/05/03 23:26:08

Price

5,127.79 USDDifference  1.26% (63.59)

General attributes

ISIN US78378X1072

Symbol SP500

Country USA

Security type Index

Instruments in index 503

Market data

Open 5,122.78 USD

High 5,139.12 USD

Low 5,101.22 USD

Close (prev. day) 5,064.20 USD

Trading volume (m) 2,441,285,064

Volume (pcs) 34,712,136,082

Performance and Risk

	6m	1y	3y
Perf (%)	+17.65%	+25.35%	+22.30%
Perf (abs.)	+769.45	+1,037.04	+935.13
Beta	-	-	-
Volatility	11.38	11.77	17.51



Information about previous performance does not guarantee future performance.

Source: FactSet

Price data























Ø price 5 days Ø volume 5 days (pcs.)	5,072.45 USD (2,599,189,960)
Ø price 30 days Ø volume 30 days (pcs.)	5,124.48 USD (2,283,808,975)
Ø price 100 days Ø volume 100 days (pcs.)	5,000.51 USD (2,288,478,554)
Ø price 250 days Ø volume 250 days (pcs.)	4,645.13 USD (2,295,888,508)
YTD High date	5,264.85 USD (2024/03/28)
YTD Low date	4,682.11 USD (2024/01/05)
52 Weeks High date	5,264.85 USD (2024/03/28)
52 Weeks Low date	4,048.28 USD (2023/05/04)

Composition

Name ISIN	Price	Diff % Diff +/-	Performance	Date Time	Turnover Pc. Turnover Money
3M COMPANY US88579Y1010	97.15	0.35% 0.34		24/05/03 22:00:02	4,818,713 468,781,865.00
ABBOTT LABORATORIES US0028241000	105.90	-0.02% -0.02		24/05/03 22:00:01	3,610,492 382,447,817.93
ABBVIE INC. US00287Y1091	163.79	1.85% 2.98		24/05/03 22:00:02	5,850,102 955,202,667.65
ACCENTURE PLC IE00B4BNMY34	303.71	1.12% 3.37		24/05/03 22:00:01	2,767,141 839,902,728.40
ADOBE INC. US00724F1012	486.18	2.02% 9.61		24/05/03 22:30:00	2,833,186 1,372,075,551.03
ADVANCED MICRO DEVICES IN... US0079031078	150.60	3.04% 4.44		24/05/03 22:15:00	49,361,081 7,375,398,867.93
AES CORP US00130H1059	18.65	-1.48% -0.28		24/05/03 22:00:07	11,127,623 207,024,633.78
AFLAC INC. US0010551028	83.20	-1.00% -0.84		24/05/03 22:00:07	2,938,536 243,963,522.47
AGILENT TECHNOLOGIES INC. US00846U1016	139.45	1.40% 1.93		24/05/03 22:00:01	1,097,922 153,196,299.40
AIR PRODUCTS & CHEMICALS ... US0091581068	245.87	0.89% 2.18		24/05/03 22:00:02	1,559,471 383,305,776.94
AIRBNB INC. CLASS A US0090661010	159.71	0.87% 1.38		24/05/03 22:30:00	4,529,908 731,248,168.46
AKAMAI TECHNOLOGIES INC. US00971T1016	99.67	-0.07% -0.07		24/05/03 22:30:00	1,724,338 171,418,574.24
ALBEMARLE CORP US0126531013	128.10	2.23% 2.80		24/05/03 22:00:01	2,600,059 334,866,652.92
ALEXANDRIA REAL EST. EQU.... US0152711091	120.48	1.95% 2.31		24/05/03 22:00:07	706,001 85,070,494.36
ALIGN TECHNOLOGY INC. US0162551016	287.87	0.46% 1.33		24/05/03 22:30:00	353,639 102,327,118.90
ALLEGION PLC IE00BFRT3W74	122.88	0.51% 0.62		24/05/03 22:00:02	603,785 74,421,175.52
ALLIANT ENERGY CORP US0188021085	50.85	0.00% 0.00		24/05/03 22:30:00	2,143,657 108,745,814.53
ALLSTATE CORP US0200021014	168.17	-0.60% -1.01		24/05/03 22:00:07	1,668,295 279,985,971.97
ALPHABET INC A US02079K3059	167.24	0.37% 0.62		24/05/03 22:15:00	34,662,432 5,751,579,629.35
ALPHABET INC. CLASS C US02079K1079	168.99	0.31% 0.53		24/05/03 22:15:00	22,767,056 3,818,068,403.30
ALTRIA GROUP INC. US02209S1033	43.59	-0.89% -0.39		24/05/03 22:00:02	11,228,966 489,544,854.75
AMAZON.COM INC. US0231351067	186.21	0.81% 1.49		24/05/03 22:15:00	39,172,004 7,302,752,290.42
AMCOR PLC JE00BJ1F3079	10.015	1.47% 0.14		24/05/03 22:00:07	6,768,977 67,527,688.39

AMEREN CORP US0236081024	74.09	-1.54% -1.16		24/05/03 22:00:02	2,662,215 197,119,334.73
AMERICAN AIRLINES GROUP I... US02376R1023	13.85	-0.07% -0.01		24/05/03 22:30:00	22,056,624 305,706,166.88
AMERICAN ELECTRIC POWER C... US0255371017	88.60	0.40% 0.35		24/05/03 22:30:00	3,332,412 294,882,574.66
AMERICAN EXPRESS CO US0258161092	230.77	-0.74% -1.73		24/05/03 22:01:03	3,203,304 739,728,300.08
AMERICAN INTERNATIONAL GR... US0268747849	78.48	0.49% 0.38		24/05/03 22:00:02	6,715,711 523,099,926.15
AMERICAN TOWER CORP US03027X1000	181.78	1.19% 2.14		24/05/03 22:00:07	3,130,327 571,067,723.10
AMERICAN WATER WORKS CORP... US0304201033	128.75	2.22% 2.80		24/05/03 22:00:02	1,735,768 222,493,979.03
AMERIPRISE FINANCIAL INC. US03076C1062	418.95	0.95% 3.95		24/05/03 22:00:02	279,712 117,048,001.18
AMETEK INC. US0311001004	166.56	1.97% 3.22		24/05/03 22:00:02	2,065,100 340,772,082.22
AMGEN INC. US0311621009	311.29	11.82% 32.90		24/05/03 22:15:00	9,644,682 3,022,151,340.72
AMPHENOL CORPORATION SER... US0320951017	122.64	1.36% 1.64		24/05/03 22:00:02	3,279,406 401,222,281.06
ANALOG DEVICES INC. US0326541051	199.63	1.60% 3.14		24/05/03 22:30:00	2,372,862 474,581,675.51
ANSYS INC. US03662Q1058	319.52	1.59% 4.99		24/05/03 22:30:00	578,961 185,480,098.27
AON PLC CLASS A IE00BLP1HW54	279.97	-0.04% -0.12		24/05/03 22:00:02	1,750,917 488,322,194.99
APA CORP. US03743Q1085	29.26	0.27% 0.08		24/05/03 22:30:00	9,600,753 280,303,601.12
APPLE INC US0378331005	183.38	5.98% 10.35		24/05/03 22:15:00	163,224,109 30,093,203,164.45
APPLIED MATERIALS INC US0382221051	204.09	3.12% 6.18		24/05/03 22:15:00	3,818,510 779,357,084.79
APTIV PLC JE00B783TY65	80.83	3.91% 3.04		24/05/03 22:00:07	4,769,688 384,345,831.40
ARCH CAPITAL GROUP LTD. BMG0450A1053	94.41	-0.80% -0.76		24/05/03 22:15:00	1,696,539 159,657,424.35
ARCHER DANIELS MIDLAND CO US0394831020	59.17	-0.30% -0.18		24/05/03 22:00:01	3,273,862 193,596,304.34
ARISTA NETWORKS INC. US0404131064	274.40	4.79% 12.54		24/05/03 22:00:02	2,883,651 793,068,544.57
ARTHUR J GALLAGHER & CO. US3635761097	238.72	0.08% 0.18		24/05/03 22:00:01	545,286 129,663,300.75
ASSURANT INC. US04621X1081	176.08	0.84% 1.46		24/05/03 22:00:02	300,796 52,894,038.00
AT&T INC. US00206R1023	16.85	0.18% 0.03		24/05/03 22:01:48	24,023,192 404,085,156.81
ATMOS ENERGY CORP US0495601058	119.32	0.23% 0.27		24/05/03 22:00:01	608,234 72,488,676.76
AUTODESK INC US0527691069	215.19	2.50% 5.24		24/05/03 22:30:00	1,197,081 257,819,342.70
AUTOMATIC DATA PROCESSING... US0530151036	241.89	-0.06% -0.14		24/05/03 22:30:00	1,491,532 359,825,245.66
AUTOZONE INC	2,952.20	-0.33%		24/05/03	102,073

US0533321024					22:00:02	302,314,525.29
AVALONBAY COMMUNITIES INC...	192.81	0.19%		24/05/03	573,069	
US0534841012		0.36		22:00:02	110,380,863.56	
AVERY DENNISON CORP	221.55	0.93%		24/05/03	319,981	
US0536111091		2.04		22:00:02	70,873,443.51	
AXON ENTERPRISE INC	318.55	0.57%		24/05/03	279,175	
US05464C1018		1.80		22:30:01	89,004,891.33	
BAKER HUGHES INC. 'A'	31.92	0.63%		24/05/03	3,701,570	
US05722G1004		0.20		22:30:01	117,896,357.68	
BALL CORP	68.59	0.88%		24/05/03	2,208,429	
US0584981064		0.60		22:00:02	151,490,841.74	
BANK OF AMERICA CORP.	34.595	0.61%		24/05/03	4,749	
US0605051046		0.21		22:26:25	163,436.46	
BANK OF NEW YORK MELLON C...	57.00	0.71%		24/05/03	2,214,001	
US0640581007		0.40		22:00:02	126,006,204.42	
BATH & BODY WORKS INC.	45.97	4.88%	■	24/05/03	2,585,013	
US0708301041		2.14		22:00:07	117,802,190.59	
BAXTER INTERNATIONAL INC	36.89	-0.05%		24/05/03	6,246,789	
US0718131099		-0.02		22:00:02	230,339,864.08	
BECTON DICKINSON AND CO.	234.68	-2.36%		24/05/03	1,722,353	
US0758871091		-5.67		22:00:02	406,400,611.09	
BERKSHIRE HATHAWAY INC. C...	400.87	0.07%		24/05/03	4,130,994	
US0846707026		0.27		22:01:48	1,658,199,406.71	
BEST BUY CORP INC.	74.47	2.80%	■	24/05/03	2,058,529	
US0865161014		2.03		22:00:01	153,046,838.04	
BIO-RAD LABORATORIES INC.	279.83	0.19%		24/05/03	196,160	
US0905722072		0.52		22:00:01	55,142,502.06	
BIO-TECHNE CORP.	77.29	2.24%	■	24/05/03	1,509,857	
US09073M1045		1.69		22:30:00	116,633,621.63	
BIOGEN IDEC INC.	217.51	1.87%	■	24/05/03	1,144,154	
US09062X1037		4.00		22:30:01	247,570,362.58	
BLACKROCK INC.	763.91	0.91%		24/05/03	558,283	
US09247X1019		6.91		22:00:02	427,486,097.28	
BLACKSTONE INC.	117.99	-0.84%		24/05/03	4,437,459	
US09260D1072		-1.00		22:00:02	530,510,252.80	
BOEING CO., THE	179.79	0.53%		24/05/03	5,416,251	
US0970231058		0.94		22:00:02	970,882,233.40	
BOOKING HOLDINGS INC.	3,577.38	3.01%	■	24/05/03	534,715	
US09857L1089		104.47		22:30:01	1,943,641,127.69	
BORGWARNER INC.	36.44	2.27%	■	24/05/03	4,825,565	
US0997241064		0.81		22:00:02	175,802,775.22	
BOSTON PROPERTIES INC.	60.78	1.18%		24/05/03	891,709	
US1011211018		0.71		22:00:02	54,302,238.57	
BOSTON SCIENTIFIC CORP	72.86	1.15%		24/05/03	7,452,084	
US1011371077		0.83		22:00:07	540,063,674.71	
BRISTOL-MYERS SQUIBB CO.	43.99	0.66%		24/05/03	12,104,489	
US1101221083		0.29		22:00:01	531,935,238.34	
BROADCOM INC.	1,278.11	3.19%	■	24/05/03	2,489,755	
US11135F1012		39.54		22:30:01	3,167,774,270.27	
BROADRIDGE FINANCIAL SOLU...	198.85	1.79%	■	24/05/03	437,685	
US11133T1034		3.50		22:00:02	86,917,028.71	
BROWN & BROWN INC.	83.50	0.94%		24/05/03	1,012,970	
US1152361010		0.78		22:00:02	84,258,307.76	
BROWN-FORMAN CORP	47.92	0.91%		24/05/03	1,338,235	
US1156372096		0.43		22:00:02	64,122,575.13	

BUILDERS FIRSTSOURCE INC. US12008R1077	195.81	3.75% 7.07		24/05/03 22:00:02	1,809,086 357,222,738.71
BUNGE GLOBAL SA CH1300646267	101.15	-0.21% -0.21		24/05/03 22:00:02	995,457 100,503,902.75
C.H. ROBINSON WORLDWIDE I... US12541W2098	81.20	0.33% 0.27		24/05/03 22:30:00	2,545,846 206,279,153.91
CADENCE DESIGN SYSTEMS IN... US1273871087	281.63	1.88% 5.19		24/05/03 22:30:01	1,371,195 386,119,317.02
CAESARS ENTERTAINMENT INC... US12769G1004	35.33	0.54% 0.19		24/05/03 22:30:00	3,719,936 132,730,910.96
CAMDEN PROPERTY TRUST US1331311027	105.165	4.61% 4.64		24/05/03 22:00:07	2,124,797 222,635,158.18
CAMPBELL SOUP COMPANY US1344291091	44.87	-2.22% -1.02		24/05/03 22:00:08	2,760,270 124,238,995.54
CAPITAL ONE FINANCIAL COR... US14040H1059	142.41	0.42% 0.60		24/05/03 22:00:01	1,638,256 233,463,729.54
CARDINAL HEALTH INC. US14149Y1082	98.91	-3.95% -4.07		24/05/03 22:00:01	3,446,183 341,744,118.59
CARMAX INC. US1431301027	68.71	0.98% 0.67		24/05/03 22:00:02	1,860,154 128,543,975.70
CARNIVAL CORP. PA1436583006	14.44	-0.14% -0.02		24/05/03 22:00:02	23,570,419 343,198,746.40
CARRIER GLOBAL CORP US14448C1045	62.09	1.89% 1.15		24/05/03 22:00:02	3,622,875 224,880,124.68
CATALENT INC. US1488061029	56.50	0.28% 0.16		24/05/03 22:00:07	1,712,987 96,674,693.78
CATERPILLAR INC US1491231015	336.75	0.39% 1.31		24/05/03 22:00:01	1,977,087 666,598,740.79
CBOE GLOBAL MARKETS INC. US12503M1080	179.67	3.19% 5.55		24/05/03 22:00:00	961,052 171,655,416.92
CBRE GROUP INC US12504L1098	86.61	-0.21% -0.18		24/05/03 22:01:02	2,301,063 199,094,499.80
CDW CORP. US12514G1085	219.56	0.53% 1.15		24/05/03 22:30:01	805,670 177,086,087.11
CELANESE CORP US1508701034	157.17	0.51% 0.79		24/05/03 22:00:02	449,820 70,803,967.00
CENCORA INC. US03073E1055	223.95	-0.35% -0.79		24/05/03 22:00:01	2,222,046 496,213,521.52
CENTENE CORP US15135B1017	74.81	0.65% 0.48		24/05/03 22:00:02	4,706,732 351,292,823.72
CENTERPOINT ENERGY INC. US15189T1079	29.45	0.17% 0.05		24/05/03 22:00:02	3,650,927 107,306,370.17
CF INDUSTRIES HOLDINGS IN... US1252691001	74.09	0.30% 0.22		24/05/03 22:00:02	2,360,740 174,768,846.09