

# S&P 500

ISIN: **US78378X1072** WKN: -

## Übersicht

02.05.2024 23:40:58

Kurs

**5.064,20** USD

Differenz ▲ 0,91% (45,81)

### Stammdaten

ISIN	US78378X1072
Symbol	SP500
Land	USA
Anzahl der enthaltenen Werte im Index	503
Index-Typ	Kursindex
Wertpapierkategorie	Index

### Top 5

Name	Kurs	+ - (%)	Trend
HOWMET AER...	77,10	+15,45	<span style="color: green;">▲</span>
PARAMOUNT ...	13,86	+13,10	<span style="color: green;">▲</span>
MODERNA IN...	125,59	+12,68	<span style="color: green;">▲</span>
C.H. ROBIN...	80,93	+12,26	<span style="color: green;">▲</span>
APTIV PLC	77,79	+11,53	<span style="color: green;">▲</span>

Intraday 1W 1M 6M 1J 3J

### Flop 5

Name	Kurs	+ - (%)	Trend
ETSY INC. ...	59,30	-14,97	<span style="color: red;">▼</span>
QORVO INC	95,81	-14,37	<span style="color: red;">▼</span>
HUNTINGTON...	245,19	-11,50	<span style="color: red;">▼</span>
PAYCOM SOF...	166,72	-10,48	<span style="color: red;">▼</span>
BAXTER INT...	36,91	-8,50	<span style="color: red;">▼</span>

Intraday 1W 1M 6M 1J 3J



Nähere Infos zu den Ländern &



Die Wertentwicklung der Vergangenheit lässt keine verlässlichen Rückschlüsse auf die zukünftige Entwicklung eines Finanzinstruments zu.

Quelle: FactSet

### Aktuellstes Research

#### Märkte

Datum	Überschrift	Download
02.05.2024	FX markets reflect uncertain interest rate outlook	<a href="#">↓</a>
02.05.2024	FX-Märkte spiegeln unsicheres Zinsumfeld wider	<a href="#">↓</a>
02.05.2024	Fed continues to wait for price pressure to ease	<a href="#">↓</a>
02.05.2024	Fed wartet weiter auf Rückgang des Preisdrucks	<a href="#">↓</a>
29.04.2024	Wie reagiert die Fed auf die jüngsten Daten?	

**Regionen**

➤ **Märkte nach Region**

## Details

02.05.2024 23:40:58

Kurs

**5.064,20** USDDifferenz  0,91% (45,81)

## Stammdaten

ISIN US78378X1072

Symbol SP500

Land USA

Wertpapierkategorie Index

Anzahl der enthaltenen  
Werte im Index 503

## Marktdaten

Eröffnung 5.049,32 USD

Hoch 5.073,21 USD

Tief 5.011,05 USD

Schluss Vortag 5.018,39 USD

Volumen (Mio.) 2.622.597.256

Volumen (Stück) 7.416.680.848

## Performance und Risiko

	6M	1J	3J
Perf (%)	+17,29%	+22,93%	+21,12%
Perf (abs.)	+746,42	+944,62	+883,03
Beta	-	-	-
Volatilität	11,27	11,74	17,50



5J

Die Wertentwicklung der Vergangenheit lässt keine verlässlichen Rückschlüsse auf die zukünftige Entwicklung eines Finanzinstruments zu.

Quelle: FactSet
















## Kursdaten

Ø Kurs 5 Tage   Ø Volumen 5 Tage (Stk.)	5.066,88 USD (2.600.189.594)
Ø Kurs 30 Tage   Ø Volumen 30 Tage (Stk.)	5.128,15 USD (2.270.911.317)
Ø Kurs 100 Tage   Ø Volumen 100 Tage (Stk.)	4.996,21 USD (2.317.432.528)
Ø Kurs 250 Tage   Ø Volumen 250 Tage	4.641,23 USD (2.295.715.381)
Hoch seit 1.1.   Datum	5.264,85 USD (28.03.2024)
Tief seit 1.1.   Datum	4.682,11 USD (05.01.2024)
52 Wochen Hoch   Datum	5.264,85 USD (28.03.2024)
52 Wochen Tief   Datum	4.048,28 USD (04.05.2023)

## Enthaltene Werte

Name ISIN	Kurs	Diff % Diff /-	Performance	Datum Zeit	Gehandelte Stück Umsatz Geld
3M COMPANY US88579Y1010	96,81	-1,66% -1,63		02.05.24 22:01:19	6.317.061 613.785.851,46
ABBOTT LABORATORIES US0028241000	105,92	-0,35% -0,37		02.05.24 22:00:02	3.708.515 392.133.662,10
ABBVIE INC. US00287Y1091	160,81	-0,56% -0,91		02.05.24 22:00:02	5.904.251 944.515.447,01
ACCENTURE PLC IE00B4BNMY34	300,34	0,56% 1,68		02.05.24 22:00:01	2.684.185 805.847.933,75
ADOBE INC. US00724F1012	476,57	1,53% 7,18		02.05.24 22:00:00	2.516.422 1.193.331.518,99
ADVANCED MICRO DEVICES IN... US0079031078	146,16	1,36% 1,96		02.05.24 22:00:01	50.034.730 7.238.168.227,08
AES CORP US00130H1059	18,93	4,18% 0,76		02.05.24 22:00:01	11.059.060 207.393.915,96
AFLAC INC. US0010551028	84,04	-0,63% -0,53		02.05.24 22:00:02	4.761.596 395.032.203,15
AGILENT TECHNOLOGIES INC. US00846U1016	137,52	-0,84% -1,17		02.05.24 22:00:01	1.146.813 157.863.260,35
AIR PRODUCTS & CHEMICALS ... US0091581068	243,69	2,61% 6,20		02.05.24 22:00:02	1.811.411 437.913.629,85
AIRBNB INC. CLASS A US0090661010	158,33	1,41% 2,21		02.05.24 22:00:00	4.778.430 745.907.153,21
AKAMAI TECHNOLOGIES INC. US00971T1016	99,74	-1,15% -1,16		02.05.24 22:00:00	1.941.317 192.398.517,70
ALBEMARLE CORP US0126531013	125,30	5,29% 6,30		02.05.24 22:00:01	4.490.002 557.807.146,51
ALEXANDRIA REAL EST. EQU.... US0152711091	118,17	1,18% 1,38		02.05.24 22:00:02	815.876 95.967.600,43
ALIGN TECHNOLOGY INC. US0162551016	286,54	0,71% 2,02		02.05.24 22:00:00	605.041 172.582.205,63
ALLEGION PLC IE00BFRT3W74	122,26	0,99% 1,20		02.05.24 22:00:02	503.144 61.265.376,45
ALLIANT ENERGY CORP US0188021085	50,85	0,97% 0,49		02.05.24 22:00:00	1.983.023 100.426.020,20
ALLSTATE CORP US0200021014	169,18	-1,39% -2,38		02.05.24 22:00:01	3.182.070 542.133.311,27
ALPHABET INC A US02079K3059	166,62	1,72% 2,83		02.05.24 22:00:00	24.294.549 4.026.786.602,84
ALPHABET INC. CLASS C US02079K1079	168,46	1,75% 2,91		02.05.24 22:00:00	17.041.119 2.854.553.480,42
ALTRIA GROUP INC. US02209S1033	43,98	0,37% 0,16		02.05.24 22:00:01	9.054.913 398.459.829,91
AMAZON.COM INC. US0231351067	184,72	3,28% 5,86		02.05.24 22:00:00	54.303.510 9.948.061.641,94
AMCOR PLC JE00BJ1F3079	9,87	0,71% 0,07		02.05.24 22:00:02	11.725.145 115.680.315,52

AMEREN CORP US0236081024	75,25	1,02% 0,76		02.05.24 22:00:01	1.216.744 91.228.169,64
AMERICAN AIRLINES GROUP I... US02376R1023	13,865	2,10% 0,28		02.05.24 22:00:01	24.191.513 334.243.664,35
AMERICAN ELECTRIC POWER C... US0255371017	88,25	0,10% 0,09		02.05.24 22:00:00	2.672.773 235.590.213,20
AMERICAN EXPRESS CO US0258161092	232,50	0,45% 1,04		02.05.24 22:02:44	2.734.874 635.684.529,52
AMERICAN INTERNATIONAL GR... US0268747849	78,10	3,02% 2,29		02.05.24 22:00:02	6.490.296 505.621.536,33
AMERICAN TOWER CORP US03027X1000	179,64	1,58% 2,80		02.05.24 22:00:02	3.278.182 585.063.476,48
AMERICAN WATER WORKS CORP... US0304201033	125,95	0,66% 0,83		02.05.24 22:00:02	2.778.751 348.041.029,62
AMERIPRISE FINANCIAL INC. US03076C1062	416,48	0,74% 3,04		02.05.24 22:00:01	295.701 122.835.561,88
AMETEK INC. US0311001004	163,34	-6,12% -10,64		02.05.24 22:00:01	2.896.067 475.316.860,86
AMGEN INC. US0311621009	278,39	0,36% 0,99		02.05.24 22:00:00	3.177.473 897.537.189,33
AMPHENOL CORPORATION SER... US0320951017	121,00	1,46% 1,74		02.05.24 22:00:01	2.501.577 301.118.295,68
ANALOG DEVICES INC. US0326541051	196,49	1,29% 2,51		02.05.24 22:00:00	2.728.145 533.694.946,36
ANSYS INC. US03662Q1058	314,53	-2,16% -6,95		02.05.24 22:00:00	1.084.667 340.430.632,17
AON PLC CLASS A IE00BLP1HW54	280,09	-1,31% -3,72		02.05.24 22:00:02	1.300.620 365.301.230,03
APA CORP. US03743Q1085	29,18	-4,36% -1,33		02.05.24 22:00:00	13.332.138 390.786.721,05
APPLE INC US0378331005	173,18	2,29% 3,88		02.05.24 22:00:01	94.214.915 16.442.760.239,11
APPLIED MATERIALS INC US0382221051	197,91	2,02% 3,92		02.05.24 22:00:00	3.523.223 694.713.129,62
APTIV PLC JE00B783TY65	77,79	11,53% 8,04		02.05.24 22:00:02	7.872.692 608.886.712,69
ARCH CAPITAL GROUP LTD. BMG0450A1053	95,17	-0,66% -0,63		02.05.24 22:00:00	1.458.032 138.895.076,96
ARCHER DANIELS MIDLAND CO US0394831020	59,35	1,68% 0,98		02.05.24 22:00:01	3.746.151 221.357.548,87
ARISTA NETWORKS INC. US0404131064	261,86	2,61% 6,65		02.05.24 22:00:02	1.397.903 362.470.253,93
ARTHUR J GALLAGHER & CO. US3635761097	238,54	-0,11% -0,26		02.05.24 22:00:01	1.029.430 246.078.944,72
ASSURANT INC. US04621X1081	174,62	-0,02% -0,03		02.05.24 22:00:01	249.854 43.592.057,47
AT&T INC. US00206R1023	16,82	-0,59% -0,10		02.05.24 22:01:06	32.204.956 541.877.285,28
ATMOS ENERGY CORP US0495601058	119,05	0,33% 0,39		02.05.24 22:00:02	529.745 63.048.410,94
AUTODESK INC US0527691069	209,95	-0,36% -0,75		02.05.24 22:00:00	1.589.246 333.979.886,62
AUTOMATIC DATA PROCESSING... US0530151036	242,03	-2,13% -5,28		02.05.24 22:00:00	1.781.298 431.771.948,53
AUTOZONE INC	2.962,09	0,52%		02.05.24	89.794

US0533321024		15,28		22:00:01	265.899.649,70
AVALONBAY COMMUNITIES INC...	192,45	2,41%		02.05.24	798.368
US0534841012		4,52		22:00:02	152.964.210,60
AVERY DENNISON CORP	219,51	0,77%		02.05.24	364.537
US0536111091		1,68		22:00:02	79.938.082,53
AXON ENTERPRISE INC	316,75	1,66%		02.05.24	456.870
US05464C1018		5,18		22:00:00	144.355.134,65
BAKER HUGHES INC. 'A'	31,94	0,16%		02.05.24	5.191.172
US05722G1004		0,05		22:00:01	165.924.848,84
BALL CORP	67,99	-0,42%		02.05.24	2.116.919
US0584981064		-0,29		22:00:02	144.346.053,64
BANK OF AMERICA CORP.	36,88	-0,16%		02.05.24	34.860.256
US0605051046		-0,06		22:00:02	1.286.176.042,53
BANK OF NEW YORK MELLON C...	56,60	0,25%		02.05.24	3.187.564
US0640581007		0,14		22:00:02	180.331.414,32
BATH & BODY WORKS INC.	43,83	0,00%		02.05.24	2.926.636
US0708301041		0,00		22:00:02	128.076.735,01
BAXTER INTERNATIONAL INC	36,91	-8,50%		02.05.24	10.810.757
US0718131099		-3,43		22:00:01	400.930.779,50
BECTON DICKINSON AND CO.	240,35	2,84%		02.05.24	3.789.533
US0758871091		6,63		22:00:02	900.956.423,84
BERKSHIRE HATHAWAY INC. C...	400,60	0,51%		02.05.24	2.679.740
US0846707026		2,02		22:01:28	1.072.028.743,95
BEST BUY CORP INC.	72,44	0,57%		02.05.24	1.894.227
US0865161014		0,41		22:00:02	136.737.452,18
BIO-RAD LABORATORIES INC.	279,31	1,92%		02.05.24	236.927
US0905722072		5,25		22:00:02	65.671.680,49
BIO-TECHNE CORP.	75,60	2,91%		02.05.24	2.255.997
US09073M1045		2,14		22:00:00	169.925.805,05
BIOGEN IDEC INC.	213,51	-1,21%		02.05.24	877.745
US09062X1037		-2,62		22:00:00	188.219.183,17
BLACKROCK INC.	757,00	0,72%		02.05.24	632.595
US09247X1019		5,42		22:00:02	478.387.709,32
BLACKSTONE INC.	118,99	1,28%		02.05.24	3.653.229
US09260D1072		1,50		22:00:02	433.229.238,00
BOEING CO., THE	178,85	4,29%		02.05.24	10.223.730
US0970231058		7,35		22:00:02	1.808.068.259,38
BOOKING HOLDINGS INC.	3.472,91	1,68%		02.05.24	454.174
US09857L1089		57,27		22:00:00	1.572.605.276,92
BORGWARNER INC.	35,63	8,40%		02.05.24	4.894.036
US0997241064		2,76		22:00:02	173.918.707,10
BOSTON PROPERTIES INC.	60,07	1,41%		02.05.24	1.254.378
US1011211018		0,84		22:00:02	75.054.608,24
BOSTON SCIENTIFIC CORP	72,03	-0,25%		02.05.24	7.610.487
US1011371077		-0,18		22:00:02	545.896.981,43
BRISTOL-MYERS SQUIBB CO.	43,70	-1,15%		02.05.24	15.962.587
US1101221083		-0,51		22:00:02	698.880.197,35
BROADCOM INC.	1.238,30	-0,37%		02.05.24	2.947.968
US11135F1012		-4,56		22:00:00	3.648.922.608,65
BROADRIDGE FINANCIAL SOLU...	195,35	0,99%		02.05.24	429.709
US11133T1034		1,92		22:00:02	83.824.726,07
BROWN & BROWN INC.	82,85	0,18%		02.05.24	1.137.918
US1152361010		0,15		22:00:02	94.277.095,64
BROWN-FORMAN CORP	47,49	0,38%		02.05.24	1.194.000
US1156372096		0,18		22:00:02	56.712.789,30

BUILDERS FIRSTSOURCE INC. US12008R1077	188,74	2,36% 4,35		02.05.24 22:00:02	803.603 150.623.275,92
BUNGE GLOBAL SA CH1300646267	101,36	0,41% 0,41		02.05.24 22:00:02	1.001.437 101.659.114,06
C.H. ROBINSON WORLDWIDE I... US12541W2098	80,93	12,26% 8,84		02.05.24 22:00:00	6.430.404 530.986.224,24
CADENCE DESIGN SYSTEMS IN... US1273871087	276,46	0,70% 1,91		02.05.24 22:00:01	1.643.461 452.123.855,81
CAESARS ENTERTAINMENT INC... US12769G1004	35,14	-3,38% -1,23		02.05.24 22:00:00	5.518.202 196.112.318,45
CAMDEN PROPERTY TRUST US1331311027	100,53	2,01% 1,98		02.05.24 22:00:02	1.173.480 117.652.882,04
CAMPBELL SOUP COMPANY US1344291091	45,89	0,79% 0,36		02.05.24 22:00:02	2.240.887 102.696.375,54
CAPITAL ONE FINANCIAL COR... US14040H1059	141,81	0,12% 0,17		02.05.24 22:00:02	2.105.951 299.045.343,71
CARDINAL HEALTH INC. US14149Y1082	102,98	0,79% 0,81		02.05.24 22:00:02	3.684.813 381.245.987,07
CARMAX INC. US1431301027	68,04	1,23% 0,83		02.05.24 22:00:02	2.950.149 198.257.236,56
CARNIVAL CORP. PA1436583006	14,46	-0,03% -0,01		02.05.24 22:00:02	19.596.379 283.629.906,16
CARRIER GLOBAL CORP US14448C1045	60,94	-0,29% -0,18		02.05.24 22:00:02	3.608.512 219.656.677,74
CATALENT INC. US1488061029	56,34	0,61% 0,34		02.05.24 22:00:01	1.880.833 106.038.790,88
CATERPILLAR INC US1491231015	335,44	1,32% 4,37		02.05.24 22:00:02	2.492.004 832.468.955,75
CBOE GLOBAL MARKETS INC. US12503M1080	175,07	-2,68% -4,83		02.05.24 22:00:01	1.354.440 239.405.252,10
CBRE GROUP INC US12504L1098	86,79	0,60% 0,52		02.05.24 22:00:02	2.217.089 192.508.665,93
CDW CORP. US12514G1085	218,41	1,77% 3,80		02.05.24 22:00:00	1.265.547 274.572.260,63
CELANESE CORP US1508701034	156,38	1,26% 1,94		02.05.24 22:00:02	518.784 81.081.946,94
CENCORA INC. US03073E1055	224,74	-1,95% -4,46		02.05.24 22:00:01	2.042.140 460.807.566,38
CENTENE CORP US15135B1017	74,33	2,92% 2,11		02.05.24 22:00:02	5.386.620 398.455.733,07
CENTERPOINT ENERGY INC. US15189T1079	29,40	0,27% 0,08		02.05.24 22:00:02	6.125.240 180.231.524,74
CERIDIAN HCM HOLDING INC. US15677J1088	57,73	0,07% 0,04		02.05.24 22:00:02	3.299.294 187.472.461,60