

S&P 500

ISIN: US78378X1072 WKN: -

Overview

2024/05/03 18:20:20

Price

5,120.36 USDDifference  1.11% (56.16)

General attributes

ISIN	US78378X1072
Symbol	SP500
Country	USA
Instruments in index	503
Type of index	Price Index
Security type	Index

Market data

Open	5,122.78 USD
High	5,139.12 USD
Low	5,101.22 USD
Close (prev. day)	5,064.20 USD
Trading volume (m)	980,397,365
Volume (pcs)	34,712,136,082

Top 5

Name 	Price	+ - (%)	Trend 
AMGEN INC.	314.32	+12.91	
LIVE NATIO...	96.96	+9.84	
APPLE INC	184.2461	+6.48	
DIGITAL RE...	148.66	+6.07	
ENPHASE EN...	112.12	+5.71	

Intraday 1w 1m 6m 1y 3y

Flop 5

Name 	Price	+ - (%)	Trend 
EXPEDIA GR...	117.55	-13.62	
FORTINET I...	59.57	-8.63	
INGERSOLL ...	87.03	-6.27	
DAVITA INC...	134.015	-5.78	
TRIMBLE IN...	56.73	-5.59	

5y













Information about previous performance does not guarantee future performance.

Source: FactSet

Recent research

on market

Date	Headline	Download
2024/05/03	 Week Ahead	
2024/05/03	 Wochenausblick	
2024/05/02	 FX markets reflect uncertain interest rate outlook	
2024/05/02	 FX-Märkte spiegeln unsicheres Zinsumfeld wider	
2024/05/02	 Fed continues to wait for price pressure to ease	

Intraday 1w 1m 6m 1y 3y

Futures and Options

Related Futures -

Related Options -

Details

2024/05/03 18:20:20

Price

5,120.36 USDDifference  1.11% (56.16)

General attributes

ISIN US78378X1072

Symbol SP500

Country USA

Security type Index

Instruments in index 503

Market data

Open 5,122.78 USD

High 5,139.12 USD

Low 5,101.22 USD

Close (prev. day) 5,064.20 USD

Trading volume (m) 980,397,365

Volume (pcs) 34,712,136,082

Performance and Risk

	6m	1y	3y
Perf (%)	+17.29%	+22.93%	+21.12%
Perf (abs.)	+746.42	+944.62	+883.03
Beta	-	-	-
Volatility	11.27	11.74	17.50



5y

Information about previous performance does not guarantee future performance.

Source: FactSet

Price data






















Ø price 5 days Ø volume 5 days (pcs.)	5,066.88 USD (2,600,189,594)
Ø price 30 days Ø volume 30 days (pcs.)	5,128.15 USD (2,270,911,317)
Ø price 100 days Ø volume 100 days (pcs.)	4,996.21 USD (2,317,432,528)
Ø price 250 days Ø volume 250 days (pcs.)	4,641.23 USD (2,295,715,381)
YTD High date	5,264.85 USD (2024/03/28)
YTD Low date	4,682.11 USD (2024/01/05)
52 Weeks High date	5,264.85 USD (2024/03/28)
52 Weeks Low date	4,048.28 USD (2023/05/04)

Composition

Name ISIN	Price	Diff % Diff +/-	Performance	Date Time	Turnover Pc. Turnover Money
3M COMPANY US88579Y1010	97.1091	0.31% 0.30		24/05/03 18:20:05	1,577,384 153,451,897.06
ABBOTT LABORATORIES US0028241000	105.90	-0.02% -0.02		24/05/03 18:20:00	1,094,351 115,933,792.86
ABBVIE INC. US00287Y1091	162.62	1.13% 1.81		24/05/03 18:20:14	1,712,890 278,103,862.33
ACCENTURE PLC IE00B4BNMY34	304.6637	1.44% 4.32		24/05/03 18:20:21	1,117,880 338,687,595.36
ADOBE INC. US00724F1012	484.79	1.72% 8.22		24/05/03 18:20:11	1,133,775 546,513,626.57
ADVANCED MICRO DEVICES IN... US0079031078	150.33	2.85% 4.17		24/05/03 18:20:21	29,162,624 4,337,846,540.84
AES CORP US00130H1059	18.505	-2.25% -0.43		24/05/03 18:20:14	4,808,758 89,715,713.83
AFLAC INC. US0010551028	82.65	-1.65% -1.39		24/05/03 18:20:06	1,160,079 95,923,912.09
AGILENT TECHNOLOGIES INC. US00846U1016	139.08	1.13% 1.56		24/05/03 18:19:55	416,192 58,142,796.23
AIR PRODUCTS & CHEMICALS ... US0091581068	246.035	0.96% 2.34		24/05/03 18:19:48	488,262 119,796,937.86
AIRBNB INC. CLASS A US0090661010	161.04	1.71% 2.71		24/05/03 18:20:12	2,482,697 404,130,916.72
AKAMAI TECHNOLOGIES INC. US00971T1016	99.37	-0.37% -0.37		24/05/03 18:20:15	485,455 48,357,528.39
ALBEMARLE CORP US0126531013	127.8865	2.06% 2.59		24/05/03 18:20:05	1,453,850 187,939,401.95
ALEXANDRIA REAL EST. EQU.... US0152711091	120.535	2.00% 2.37		24/05/03 18:20:16	204,228 24,656,622.90
ALIGN TECHNOLOGY INC. US0162551016	288.8767	0.82% 2.34		24/05/03 18:18:14	129,941 37,885,264.52
ALLEGION PLC IE00BFRT3W74	122.96	0.57% 0.70		24/05/03 18:18:36	201,682 24,946,140.23
ALLIANT ENERGY CORP US0188021085	50.49	-0.71% -0.36		24/05/03 18:20:19	703,019 35,588,067.86
ALLSTATE CORP US0200021014	168.22	-0.57% -0.96		24/05/03 18:20:17	535,624 89,349,898.27
ALPHABET INC A US02079K3059	165.28	-0.80% -1.34		24/05/03 18:20:20	19,717,940 3,258,235,760.65
ALPHABET INC. CLASS C US02079K1079	167.1574	-0.77% -1.30		24/05/03 18:20:19	13,322,612 2,226,296,698.77
ALTRIA GROUP INC. US02209S1033	43.5246	-1.04% -0.46		24/05/03 18:20:18	4,397,784 191,802,408.23
AMAZON.COM INC. US0231351067	186.34	0.88% 1.62		24/05/03 18:20:21	21,710,850 4,050,356,947.35
AMCOR PLC JE00BJ1F3079	9.955	0.86% 0.09		24/05/03 18:20:18	1,750,469 17,381,009.33

AMEREN CORP US0236081024	73.74	-2.01% -1.51		24/05/03 18:20:05	779,069 57,602,757.72
AMERICAN AIRLINES GROUP I... US02376R1023	13.82	-0.29% -0.04		24/05/03 18:20:10	11,231,644 155,942,776.31
AMERICAN ELECTRIC POWER C... US0255371017	88.24	-0.01% -0.01		24/05/03 18:20:20	579,263 51,288,395.87
AMERICAN EXPRESS CO US0258161092	230.67	-0.79% -1.83		24/05/03 18:20:02	1,366,737 315,517,344.74
AMERICAN INTERNATIONAL GR... US0268747849	77.32	-1.00% -0.78		24/05/03 18:20:10	2,075,676 159,577,742.51
AMERICAN TOWER CORP US03027X1000	182.075	1.36% 2.44	█	24/05/03 18:20:20	1,496,130 273,643,973.33
AMERICAN WATER WORKS CORP... US0304201033	127.58	1.29% 1.63	█	24/05/03 18:19:29	553,224 70,644,047.35
AMERIPRISE FINANCIAL INC. US03076C1062	417.955	0.71% 2.96	█	24/05/03 18:14:47	78,471 32,698,275.86
AMETEK INC. US0311001004	163.78	0.27% 0.44		24/05/03 18:19:00	660,864 108,111,340.72
AMGEN INC. US0311621009	314.32	12.91% 35.93	█	24/05/03 18:20:18	5,679,881 1,786,577,075.72
AMPHENOL CORPORATION SER... US0320951017	121.97	0.80% 0.97	█	24/05/03 18:20:17	997,375 121,317,963.53
ANALOG DEVICES INC. US0326541051	200.76	2.17% 4.27	█	24/05/03 18:20:14	538,812 108,085,652.12
ANSYS INC. US03662Q1058	322.95	2.68% 8.42	█	24/05/03 18:19:19	146,677 47,013,208.61
AON PLC CLASS A IE00BLP1HW54	279.16	-0.33% -0.93		24/05/03 18:20:12	703,383 195,113,030.24
APA CORP. US03743Q1085	29.09	-0.31% -0.09		24/05/03 18:20:10	3,509,917 102,418,112.90
APPLE INC US0378331005	184.2488	6.48% 11.22	█	24/05/03 18:20:21	82,774,381 15,283,726,097.10
APPLIED MATERIALS INC US0382221051	204.92	3.54% 7.01	█	24/05/03 18:20:12	1,232,441 251,156,784.42
APTIV PLC JE00B783TY65	80.62	3.64% 2.83	█	24/05/03 18:20:10	1,752,977 140,451,216.56
ARCH CAPITAL GROUP LTD. BMG0450A1053	93.77	-1.47% -1.40		24/05/03 18:19:23	537,657 50,265,992.90
ARCHER DANIELS MIDLAND CO US0394831020	59.02	-0.56% -0.33		24/05/03 18:20:20	1,037,579 61,341,487.79
ARISTA NETWORKS INC. US0404131064	275.67	5.27% 13.81	█	24/05/03 18:20:01	1,519,186 417,587,548.61
ARTHUR J GALLAGHER & CO. US3635761097	237.09	-0.61% -1.45		24/05/03 18:19:35	173,193 40,862,929.71
ASSURANT INC. US04621X1081	175.585	0.55% 0.97		24/05/03 18:16:19	70,778 12,351,208.36
AT&T INC. US00206R1023	16.86	0.24% 0.04		24/05/03 18:20:19	10,699,770 179,830,200.31
ATMOS ENERGY CORP US0495601058	119.0856	0.03% 0.04		24/05/03 18:20:07	136,028 16,188,245.75
AUTODESK INC US0527691069	215.795	2.78% 5.85	█	24/05/03 18:19:02	383,135 82,545,407.53
AUTOMATIC DATA PROCESSING... US0530151036	241.18	-0.35% -0.85		24/05/03 18:20:06	504,306 121,414,176.42
AUTOZONE INC	2,960.99	-0.04%		24/05/03	43,855

US0533321024		-1.10		18:17:48	130,229,036.39
AVALONBAY COMMUNITIES INC...	191.90	-0.29%		24/05/03	118,647
US0534841012		-0.55		18:20:14	22,923,859.86
AVERY DENNISON CORP	221.55	0.93%		24/05/03	73,647
US0536111091		2.04		18:19:12	16,313,186.18
AXON ENTERPRISE INC	318.93	0.69%		24/05/03	92,183
US05464C1018		2.18		18:19:05	29,385,584.94
BAKER HUGHES INC. 'A'	31.79	0.22%		24/05/03	1,217,022
US05722G1004		0.07		18:20:20	38,739,295.49
BALL CORP	68.55	0.82%		24/05/03	772,507
US0584981064		0.56		18:20:19	52,978,160.91
BANK OF AMERICA CORP.	37.21	0.89%		24/05/03	17,896,210
US0605051046		0.33		18:20:20	667,209,851.09
BANK OF NEW YORK MELLON C...	56.875	0.49%		24/05/03	799,428
US0640581007		0.28		18:20:16	45,381,155.33
BATH & BODY WORKS INC.	45.42	3.63%	█	24/05/03	818,455
US0708301041		1.59		18:20:00	37,048,337.79
BAXTER INTERNATIONAL INC	36.955	0.12%		24/05/03	2,032,471
US0718131099		0.05		18:20:20	74,776,094.37
BECTON DICKINSON AND CO.	236.36	-1.66%		24/05/03	451,779
US0758871091		-3.99		18:18:06	107,134,441.42
BERKSHIRE HATHAWAY INC. C...	402.0424	0.36%		24/05/03	1,471,429
US0846707026		1.44		18:20:17	590,285,336.79
BEST BUY CORP INC.	74.17	2.39%	█	24/05/03	560,026
US0865161014		1.73		18:20:12	41,475,943.66
BIO-RAD LABORATORIES INC.	280.93	0.58%		24/05/03	62,528
US0905722072		1.62		18:17:18	17,639,808.54
BIO-TECHNE CORP.	77.07	1.94%	█	24/05/03	540,662
US09073M1045		1.47		18:20:08	41,533,351.31
BIOGEN IDEC INC.	216.595	1.44%		24/05/03	327,957
US09062X1037		3.09		18:20:02	70,493,702.42
BLACKROCK INC.	765.91	1.18%		24/05/03	245,322
US09247X1019		8.91		18:20:16	188,122,097.72
BLACKSTONE INC.	118.765	-0.19%		24/05/03	2,150,568
US09260D1072		-0.23		18:20:05	259,963,531.16
BOEING CO., THE	178.76	-0.05%		24/05/03	2,529,370
US0970231058		-0.09		18:20:20	452,765,245.34
BOOKING HOLDINGS INC.	3,630.49	4.54%	█	24/05/03	255,972
US09857L1089		157.58		18:20:10	942,769,527.07
BORGWARNER INC.	36.22	1.66%		24/05/03	1,651,470
US0997241064		0.59		18:20:15	59,962,656.99
BOSTON PROPERTIES INC.	60.85	1.30%		24/05/03	317,203
US1011211018		0.78		18:20:21	19,441,732.71
BOSTON SCIENTIFIC CORP	72.49	0.64%		24/05/03	2,124,747
US1011371077		0.46		18:20:21	153,468,947.37
BRISTOL-MYERS SQUIBB CO.	43.9446	0.56%		24/05/03	4,442,484
US1101221083		0.24		18:20:21	195,444,902.14
BROADCOM INC.	1,276.40	3.05%	█	24/05/03	1,051,754
US11135F1012		37.83		18:19:44	1,329,627,213.53
BROADRIDGE FINANCIAL SOLU...	198.2231	1.47%		24/05/03	88,006
US11133T1034		2.87		18:20:15	17,402,848.95
BROWN & BROWN INC.	83.23	0.62%		24/05/03	331,657
US1152361010		0.51		18:20:08	27,389,227.70
BROWN-FORMAN CORP	47.85	0.76%		24/05/03	337,338
US1156372096		0.36		18:20:10	16,199,988.13

BUILDERS FIRSTSOURCE INC. US12008R1077	196.6533	4.19% 7.91		24/05/03 18:18:26	849,091 168,364,342.99
BUNGE GLOBAL SA CH1300646267	100.715	-0.64% -0.65		24/05/03 18:19:22	281,154 28,332,085.63
C.H. ROBINSON WORLDWIDE I... US12541W2098	80.87	-0.07% -0.06		24/05/03 18:20:11	932,787 75,539,021.56
CADENCE DESIGN SYSTEMS IN... US1273871087	281.71	1.91% 5.27		24/05/03 18:20:10	532,385 149,966,673.43
CAESARS ENTERTAINMENT INC... US12769G1004	35.66	1.48% 0.52		24/05/03 18:20:10	1,695,321 61,166,029.51
CAMDEN PROPERTY TRUST US1331311027	104.78	4.23% 4.25		24/05/03 18:19:46	701,866 73,269,878.02
CAMPBELL SOUP COMPANY US1344291091	45.075	-1.78% -0.82		24/05/03 18:19:37	753,024 33,977,072.66
CAPITAL ONE FINANCIAL COR... US14040H1059	142.48	0.47% 0.67		24/05/03 18:19:47	588,376 83,950,904.44
CARDINAL HEALTH INC. US14149Y1082	98.99	-3.87% -3.99		24/05/03 18:20:18	1,009,804 100,163,543.21
CARMAX INC. US1431301027	68.89	1.25% 0.85		24/05/03 18:20:14	721,647 50,211,456.09
CARNIVAL CORP. PA1436583006	14.53	0.48% 0.07		24/05/03 18:20:21	10,296,175 151,120,153.53
CARRIER GLOBAL CORP US14448C1045	61.89	1.56% 0.95		24/05/03 18:20:19	1,072,865 66,302,654.61
CATALENT INC. US1488061029	56.43	0.16% 0.09		24/05/03 18:20:14	614,254 34,658,276.33
CATERPILLAR INC US1491231015	336.76	0.39% 1.32		24/05/03 18:20:19	715,805 241,657,538.19
CBOE GLOBAL MARKETS INC. US12503M1080	178.75	2.66% 4.63		24/05/03 18:20:19	354,783 63,142,206.37
CBRE GROUP INC US12504L1098	86.24	-0.63% -0.55		24/05/03 18:20:21	686,124 59,716,580.12
CDW CORP. US12514G1085	220.395	0.91% 1.99		24/05/03 18:19:53	249,150 54,760,427.74
CELANESE CORP US1508701034	157.24	0.55% 0.86		24/05/03 18:20:05	144,568 22,796,500.10
CENCORA INC. US03073E1055	223.46	-0.57% -1.28		24/05/03 18:19:49	766,711 170,996,748.76
CENTENE CORP US15135B1017	74.44	0.15% 0.11		24/05/03 18:20:21	1,326,690 98,448,238.42
CENTERPOINT ENERGY INC. US15189T1079	29.302	-0.33% -0.10		24/05/03 18:20:21	1,021,545 29,960,457.45
CF INDUSTRIES HOLDINGS IN... US1252691001	73.635	-0.32% -0.24		24/05/03 18:20:03	709,335 52,571,320.48