

## S&amp;P 500

ISIN: US78378X1072 WKN: -

## Übersicht

02.05.2024 18:06:04

Kurs

5.040,92 USD

Differenz  0,45% (22,53)

## Stammdaten

ISIN	US78378X1072
Symbol	SP500
Land	USA
Anzahl der enthaltenen Werte im Index	503
Index-Typ	Kursindex
Wertpapierkategorie	Index

## Top 5

Name 	Kurs	+ - (%)	Trend 
HOWMET AER...	77,30	+15,75	
C.H. ROBIN...	82,885	+14,97	
APTIV PLC	78,015	+11,85	
BORGWARNER...	35,86	+9,10	
QUALCOMM I...	178,315	+8,66	

Intraday 1W 1M 6M 1J 3J

## Flop 5

Name 	Kurs	+ - (%)	Trend 
QORVO INC	94,91	-15,18	
ETSY INC. ...	59,73	-14,35	
PAYCOM SOF...	164,00	-11,94	
HUNTINGTON...	245,22	-11,49	
STANLEY BL...	84,31	-8,26	

Intraday 1W 1M 6M 1J 3J



5J












Die Wertentwicklung der Vergangenheit lässt keine verlässlichen Rückschlüsse auf die zukünftige Entwicklung eines Finanzinstruments zu.

Quelle: FactSet

## Aktuellstes Research

## Märkte

Datum	Überschrift	Download
02.05.2024	 FX markets reflect uncertain interest rate outlook	
02.05.2024	 FX-Märkte spiegeln unsicheres Zinsumfeld wider	
02.05.2024	 Fed continues to wait for price pressure to ease	
02.05.2024	 Fed wartet weiter auf Rückgang des Preisdrucks	
29.04.2024	 Wie reagiert die Fed auf die jüngsten Daten?	

**Nähere Infos zu den Ländern &  
Regionen**

**➤ Märkte nach Region**

## Details

02.05.2024 18:06:04

Kurs

**5.040,92** USDDifferenz  0,45% (22,53)

## Stammdaten

ISIN	US78378X1072
Symbol	SP500
Land	USA
Wertpapierkategorie	Index
Anzahl der enthaltenen Werte im Index	503

## Marktdaten

Eröffnung	5.049,32 USD
Hoch	5.057,24 USD
Tief	5.011,05 USD
Schluss Vortag	5.018,39 USD
Volumen (Mio.)	940.046.277
Volumen (Stück)	7.416.680.848

## Performance und Risiko

	6M	1J	3J
Perf (%)	+18,42%	+20,41%	+20,02%
Perf (abs.)	+780,53	+850,52	+837,22
Beta	-	-	-
Volatilität	11,27	11,74	17,50



5J


Die Wertentwicklung der Vergangenheit lässt keine verlässlichen Rückschlüsse auf die zukünftige Entwicklung eines Finanzinstruments zu.

Quelle: FactSet
























## Kursdaten























Ø Kurs 5 Tage   Ø Volumen 5 Tage (Stk.)	5.063,73 USD (2.613.956.902)
Ø Kurs 30 Tage   Ø Volumen 30 Tage (Stk.)	5.134,26 USD (2.267.281.511)
Ø Kurs 100 Tage   Ø Volumen 100 Tage (Stk.)	4.992,58 USD (2.329.820.203)
Ø Kurs 250 Tage   Ø Volumen 250 Tage	4.637,62 USD (2.294.861.727)
Hoch seit 1.1.   Datum	5.264,85 USD (28.03.2024)
Tief seit 1.1.   Datum	4.682,11 USD (05.01.2024)
52 Wochen Hoch   Datum	5.264,85 USD (28.03.2024)
52 Wochen Tief   Datum	4.048,28 USD (04.05.2023)

## Enthaltene Werte

Name  ISIN	Kurs	Diff %  Diff /-	Performance 	Datum Zeit	Gehandelte Stück  Umsatz Geld 
3M COMPANY US88579Y1010	97,145	-1,32% -1,30		02.05.24 18:06:05	2.743.183 267.169.375,13
ABBOTT LABORATORIES US0028241000	105,41	-0,83% -0,88		02.05.24 18:06:01	1.208.279 127.498.410,33
ABBVIE INC. US00287Y1091	159,11	-1,61% -2,61		02.05.24 18:05:46	2.124.258 338.744.058,52
ACCENTURE PLC IE00B4BNMY34	301,035	0,80% 2,38		02.05.24 18:05:58	1.069.531 321.510.613,94
ADOBE INC. US00724F1012	472,94	0,76% 3,55		02.05.24 18:05:50	850.714 401.043.436,74
ADVANCED MICRO DEVICES IN... US0079031078	144,98	0,49% 0,71		02.05.24 18:06:04	29.577.658 4.259.357.056,52
AES CORP US00130H1059	18,56	2,15% 0,39		02.05.24 18:05:59	2.739.487 50.575.026,91
AFLAC INC. US0010551028	82,54	-2,40% -2,03		02.05.24 18:06:00	2.277.800 186.672.245,76
AGILENT TECHNOLOGIES INC. US00846U1016	138,13	-0,40% -0,56		02.05.24 18:06:04	274.991 37.886.448,79
AIR PRODUCTS & CHEMICALS ... US0091581068	240,92	1,44% 3,43		02.05.24 18:05:48	596.610 142.814.158,48
AIRBNB INC. CLASS A US0090661010	155,31	-0,54% -0,85		02.05.24 18:06:03	2.133.276 329.707.974,98
AKAMAI TECHNOLOGIES INC. US00971T1016	98,38	-2,49% -2,51		02.05.24 18:05:53	761.584 75.222.196,37
ALBEMARLE CORP US0126531013	125,30	5,29% 6,30		02.05.24 18:06:04	2.154.969 265.351.784,75
ALEXANDRIA REAL EST. EQU.... US0152711091	117,07	0,24% 0,28		02.05.24 18:05:40	139.115 16.270.805,00
ALIGN TECHNOLOGY INC. US0162551016	284,66	0,05% 0,14		02.05.24 18:05:30	160.537 45.592.755,39
ALLEGION PLC IE00BFRT3W74	121,70	0,53% 0,64		02.05.24 18:04:55	148.201 17.921.808,79
ALLIANT ENERGY CORP US0188021085	50,40	0,08% 0,04		02.05.24 18:06:01	522.567 26.385.835,18
ALLSTATE CORP US0200021014	170,86	-0,41% -0,70		02.05.24 18:05:59	1.237.052 213.014.008,22
ALPHABET INC A US02079K3059	165,025	0,71% 1,17		02.05.24 18:06:05	9.105.861 1.502.825.288,61
ALPHABET INC. CLASS C US02079K1079	166,83	0,76% 1,26		02.05.24 18:06:03	6.154.971 1.026.715.705,42
ALTRIA GROUP INC. US02209S1033	44,025	0,47% 0,21		02.05.24 18:05:59	2.168.738 95.498.237,76
AMAZON.COM INC. US0231351067	182,275	1,83% 3,28		02.05.24 18:06:04	22.478.620 4.086.668.477,14
AMCOR PLC JE00BJ1F3079	9,815	0,15% 0,02		02.05.24 18:06:03	4.305.144 42.479.772,81

AMEREN CORP US0236081024	74,75	0,35% 0,26		02.05.24 18:05:48	290.442 21.728.234,68
AMERICAN AIRLINES GROUP I... US02376R1023	13,755	1,29% 0,18	█	02.05.24 18:06:02	10.251.150 141.152.102,36
AMERICAN ELECTRIC POWER C... US0255371017	87,62	-0,60% -0,53		02.05.24 18:05:55	569.002 49.999.170,12
AMERICAN EXPRESS CO US0258161092	232,50	0,45% 1,04		02.05.24 18:06:01	934.289 217.237.922,69
AMERICAN INTERNATIONAL GR... US0268747849	77,18	1,81% 1,37	█	02.05.24 18:06:04	2.476.970 192.550.700,63
AMERICAN TOWER CORP US03027X1000	178,05	0,68% 1,21		02.05.24 18:06:04	853.967 150.926.795,23
AMERICAN WATER WORKS CORP... US0304201033	123,67	-1,16% -1,45		02.05.24 18:05:26	444.805 54.944.894,64
AMERIPRISE FINANCIAL INC. US03076C1062	414,64	0,29% 1,20		02.05.24 17:55:12	67.327 27.881.971,87
AMETEK INC. US0311001004	163,68	-5,92% -10,30		02.05.24 18:04:48	980.654 162.366.839,34
AMGEN INC. US0311621009	276,37	-0,36% -1,00		02.05.24 18:05:59	812.362 224.888.575,78
AMPHENOL CORPORATION SER... US0320951017	119,93	0,56% 0,67		02.05.24 18:06:01	572.945 68.474.660,37
ANALOG DEVICES INC. US0326541051	194,89	0,52% 1,00		02.05.24 18:05:47	796.404 154.610.463,22
ANSYS INC. US03662Q1058	314,14	-2,28% -7,34		02.05.24 18:05:59	456.739 143.375.280,14
AON PLC CLASS A IE00BLP1HW54	281,51	-0,81% -2,30		02.05.24 18:06:04	475.758 134.159.018,31
APA CORP. US03743Q1085	29,025	-4,84% -1,48		02.05.24 18:06:05	5.249.225 155.456.210,80
APPLE INC US0378331005	172,285	1,76% 2,99	█	02.05.24 18:06:04	26.396.397 4.526.295.097,02
APPLIED MATERIALS INC US0382221051	197,10	1,60% 3,11	█	02.05.24 18:06:00	947.374 185.618.769,81
APTIV PLC JE00B783TY65	78,015	11,85% 8,27	█	02.05.24 18:06:04	3.888.983 298.462.712,58
ARCH CAPITAL GROUP LTD. BMG0450A1053	95,66	-0,15% -0,14		02.05.24 18:05:42	336.963 32.125.125,77
ARCHER DANIELS MIDLAND CO US0394831020	58,835	0,80% 0,47		02.05.24 18:06:05	1.164.706 68.412.923,63
ARISTA NETWORKS INC. US0404131064	259,68	1,75% 4,47	█	02.05.24 18:06:00	539.771 138.506.581,78
ARTHUR J GALLAGHER & CO. US3635761097	239,215	0,17% 0,42		02.05.24 18:05:48	331.224 79.335.524,30
ASSURANT INC. US04621X1081	174,155	-0,28% -0,50		02.05.24 18:04:35	63.241 11.034.758,61
AT&T INC. US00206R1023	16,825	-0,56% -0,10		02.05.24 18:06:04	10.269.412 173.160.183,56
ATMOS ENERGY CORP US0495601058	118,60	-0,05% -0,06		02.05.24 18:04:45	117.374 13.969.320,43
AUTODESK INC US0527691069	211,00	0,14% 0,29		02.05.24 18:05:57	414.995 87.366.857,87
AUTOMATIC DATA PROCESSING... US0530151036	241,79	-2,24% -5,54		02.05.24 18:05:57	573.418 139.180.001,28
AUTOZONE INC	2.963,98	0,58%		02.05.24	35.534

US0533321024		17,17		17:32:58	105.291.154,89
AVALONBAY COMMUNITIES INC...	191,08	1,68%		02.05.24	225.458
US0534841012		3,15		18:04:43	42.758.486,13
AVERY DENNISON CORP	219,3575	0,70%		02.05.24	77.898
US0536111091		1,53		18:06:01	17.015.956,94
AXON ENTERPRISE INC	317,45	1,89%		02.05.24	125.835
US05464C1018		5,88		18:04:15	39.590.004,30
BAKER HUGHES INC. 'A'	31,9075	0,05%		02.05.24	1.700.934
US05722G1004		0,02		18:06:03	54.350.348,09
BALL CORP	68,325	0,07%		02.05.24	645.007
US0584981064		0,05		18:05:52	44.116.450,70
BANK OF AMERICA CORP.	36,7499	-0,54%		02.05.24	10.648.133
US0605051046		-0,20		18:06:03	393.873.129,40
BANK OF NEW YORK MELLON C...	56,37	-0,16%		02.05.24	1.013.984
US0640581007		-0,09		18:05:49	57.379.103,15
BATH & BODY WORKS INC.	43,545	-0,65%		02.05.24	682.399
US0708301041		-0,28		18:05:57	29.573.083,01
BAXTER INTERNATIONAL INC	37,19	-7,81%		02.05.24	4.563.415
US0718131099		-3,15		18:06:05	170.347.566,98
BECTON DICKINSON AND CO.	232,565	-0,49%		02.05.24	1.541.687
US0758871091		-1,16		18:05:43	367.229.282,93
BERKSHIRE HATHAWAY INC. C...	398,96	0,10%		02.05.24	766.699
US0846707026		0,38		18:06:02	305.992.494,24
BEST BUY CORP INC.	71,96	-0,10%		02.05.24	517.169
US0865161014		-0,07		18:05:57	37.306.469,84
BIO-RAD LABORATORIES INC.	275,48	0,52%		02.05.24	72.561
US0905722072		1,42		18:03:43	19.971.632,34
BIO-TECHNE CORP.	75,01	2,11%		02.05.24	663.712
US09073M1045		1,55		18:05:57	49.324.310,72
BIOGEN IDEC INC.	215,50	-0,29%		02.05.24	282.066
US09062X1037		-0,63		18:05:00	60.753.182,75
BLACKROCK INC.	754,595	0,40%		02.05.24	176.818
US09247X1019		3,02		18:05:13	133.200.406,97
BLACKSTONE INC.	118,13	0,54%		02.05.24	882.506
US09260D1072		0,64		18:05:53	103.700.327,48
BOEING CO., THE	178,25	3,96%		02.05.24	4.710.247
US0970231058		6,79		18:06:02	826.154.680,24
BOOKING HOLDINGS INC.	3.411,07	-0,13%		02.05.24	135.144
US09857L1089		-4,57		18:05:04	461.244.373,56
BORGWARNER INC.	35,86	9,10%		02.05.24	2.117.844
US0997241064		2,99		18:05:46	75.038.538,57
BOSTON PROPERTIES INC.	59,24	-0,02%		02.05.24	264.526
US1011211018		-0,01		18:05:48	15.654.155,72
BOSTON SCIENTIFIC CORP	71,385	-1,14%		02.05.24	2.818.722
US1011371077		-0,83		18:06:03	201.529.102,99
BRISTOL-MYERS SQUIBB CO.	44,0199	-0,43%		02.05.24	6.529.165
US1101221083		-0,19		18:06:01	285.714.364,20
BROADCOM INC.	1.239,005	-0,31%		02.05.24	949.211
US11135F1012		-3,86		18:05:52	1.178.607.230,75
BROADRIDGE FINANCIAL SOLU...	194,99	0,81%		02.05.24	94.961
US11133T1034		1,56		18:04:52	18.463.349,93
BROWN & BROWN INC.	82,925	0,27%		02.05.24	182.265
US1152361010		0,23		18:05:54	15.099.606,14
BROWN-FORMAN CORP	47,53	0,47%		02.05.24	195.423
US1156372096		0,22		18:05:54	9.289.306,43

BUILDERS FIRSTSOURCE INC. US12008R1077	186,40	1,09% 2,01		02.05.24 18:06:03	194.057 35.965.059,56
BUNGE GLOBAL SA CH1300646267	101,44	0,49% 0,49		02.05.24 18:03:58	207.613 21.064.662,95
C.H. ROBINSON WORLDWIDE I... US12541W2098	82,885	14,97% 10,80		02.05.24 18:06:02	2.670.549 223.026.801,29
CADENCE DESIGN SYSTEMS IN... US1273871087	274,325	-0,08% -0,23		02.05.24 18:05:52	491.855 134.466.415,54
CAESARS ENTERTAINMENT INC... US12769G1004	35,49	-2,45% -0,89		02.05.24 18:06:01	2.032.779 72.726.304,01
CAMDEN PROPERTY TRUST US1331311027	100,49	1,97% 1,94		02.05.24 18:05:53	333.766 33.187.737,47
CAMPBELL SOUP COMPANY US1344291091	45,65	0,26% 0,12		02.05.24 18:05:51	720.618 33.043.308,20
CAPITAL ONE FINANCIAL COR... US14040H1059	141,88	0,17% 0,24		02.05.24 18:06:02	486.214 69.137.160,38
CARDINAL HEALTH INC. US14149Y1082	102,38	0,21% 0,21		02.05.24 18:06:01	1.607.717 167.132.157,34
CARMAX INC. US1431301027	66,93	-0,42% -0,28		02.05.24 18:05:56	1.407.001 93.896.164,82
CARNIVAL CORP. PA1436583006	14,43	-0,28% -0,04		02.05.24 18:06:04	9.163.049 132.683.687,39
CARRIER GLOBAL CORP US14448C1045	60,805	-0,21% -0,13		02.05.24 18:06:01	865.921 52.569.739,34
CATALENT INC. US1488061029	56,33	0,59% 0,33		02.05.24 18:05:43	388.740 21.871.920,97
CATERPILLAR INC US1491231015	333,66	0,78% 2,59		02.05.24 18:05:27	691.295 229.663.109,40
CBOE GLOBAL MARKETS INC. US12503M1080	178,795	-0,61% -1,11		02.05.24 18:05:19	181.500 32.534.391,98
CBRE GROUP INC US12504L1098	87,00	0,85% 0,73		02.05.24 18:05:52	382.261 33.190.397,76
CDW CORP. US12514G1085	216,38	0,82% 1,77		02.05.24 18:04:58	412.637 89.073.660,55
CELANESE CORP US1508701034	156,395	1,27% 1,96		02.05.24 18:06:03	124.328 19.337.245,57
CENCORA INC. US03073E1055	225,25	-1,72% -3,95		02.05.24 18:06:00	746.591 168.924.556,14
CENTENE CORP US15135B1017	74,29	2,82% 2,04		02.05.24 18:06:04	1.943.820 142.617.152,45
CENTERPOINT ENERGY INC. US15189T1079	29,43	0,38% 0,11		02.05.24 18:05:52	2.392.820 70.400.767,26
CERIDIAN HCM HOLDING INC. US15677J1088	56,69	-1,73% -1,00		02.05.24 18:05:22	1.107.782 61.585.805,64