

## S&amp;P 500

ISIN: US78378X1072 WKN: -

## Overview

2024/04/26 20:47:38

Price

**5,105.75** USDDifference  1.14% (57.33)

## General attributes

ISIN	US78378X1072
Symbol	SP500
Country	USA
Instruments in index	503
Type of index	Price Index
Security type	Index

## Market data

Open	5,084.65 USD
High	5,114.62 USD
Low	5,073.14 USD
Close (prev. day)	5,048.42 USD
Trading volume (m)	1,497,906,893
Volume (pcs)	7,639,749,481,405

## Top 5

Name 	Price	+ - (%) 	Trend 
RESMED INC...	217.485	+18.57	
ALPHABET I...	170.96	+9.59	
ALPHABET I...	172.72	+9.35	
SUPER MICR...	844.39	+7.29	
BALL CORP	70.095	+7.10	

Intraday 1w 1m 6m 1y 3y

## Flop 5

Name 	Price	+ - (%) 	Trend 
INTEL CORP...	31.74	-9.60	
DEXCOM INC...	126.15	-8.59	
AON PLC CL...	281.65	-7.96	
FAIR ISAAC...	1,114.96	-6.59	
CINCINNATI...	110.66	-6.57	

5y



Information about previous performance does not guarantee future performance.

Source: FactSet

## Recent research

on market

Date	Headline	Download
2024/04/26	 Week Ahead	
2024/04/26	 Wochenausblick	
2024/04/26	 Global Equity Ratings	
2024/04/26	 Aktienempfehlungen Global	
2024/04/19	 Week Ahead	

Intraday 1w 1m 6m 1y 3y

**Futures and Options**

Related Futures -

Related Options -

## Details

2024/04/26 20:47:38

## Price

**5,105.75** USDDifference  1.14% (57.33)

## General attributes

ISIN US78378X1072

Symbol SP500

Country USA

Security type Index

Instruments in index 503

## Market data

Open 5,084.65 USD

High 5,114.62 USD

Low 5,073.14 USD

Close (prev. day) 5,048.42 USD

Trading volume (m) 1,497,906,893

Volume (pcs) 7,639,749,481,405

## Performance and Risk

	6m	1y	3y
Perf (%)	+20.58%	+23.99%	+20.77%
Perf (abs.)	+861.65	+976.79	+868.25
Beta	-	-	-
Volatility	11.37	11.81	17.46



Information about previous performance does not guarantee future performance.

Source: FactSet

## Price data























Ø price 5 days   Ø volume 5 days (pcs.)	5,033.69 USD (2,521,723,552)
Ø price 30 days   Ø volume 30 days (pcs.)	5,148.03 USD (2,323,072,674)
Ø price 100 days   Ø volume 100 days (pcs.)	4,974.76 USD (2,326,505,809)
Ø price 250 days   Ø volume 250 days (pcs.)	4,622.03 USD (2,288,333,926)
YTD High   date	5,264.85 USD (2024/03/28)
YTD Low   date	4,682.11 USD (2024/01/05)
52 Weeks High   date	5,264.85 USD (2024/03/28)
52 Weeks Low   date	4,048.28 USD (2023/05/04)

## Composition

Name ISIN	Price	Diff % Diff +/-	Performance	Date Time	Turnover Pc. Turnover Money
3M COMPANY US88579Y1010	91.90	0.54% 0.49		24/04/26 20:47:34	1,568,514 144,005,358.37
ABBOTT LABORATORIES US0028241000	107.685	0.77% 0.83		24/04/26 20:47:30	1,736,964 186,391,741.72
ABBVIE INC. US00287Y1091	159.995	-4.36% -7.30		24/04/26 20:47:39	7,015,961 1,128,381,218.24
ACCENTURE PLC IE00B4BNMY34	308.11	-0.29% -0.89		24/04/26 20:47:00	2,063,851 636,199,598.51
ADOBE INC. US00724F1012	477.71	0.90% 4.27		24/04/26 20:47:32	1,513,582 725,638,414.26
ADVANCED MICRO DEVICES IN... US0079031078	157.185	2.23% 3.43		24/04/26 20:47:39	34,329,160 5,391,213,810.54
AES CORP US00130H1059	17.34	1.23% 0.21		24/04/26 20:47:36	2,523,376 43,775,619.99
AFLAC INC. US0010551028	83.8028	0.09% 0.07		24/04/26 20:47:32	952,734 79,621,836.29
AGILENT TECHNOLOGIES INC. US00846U1016	138.195	1.34% 1.83		24/04/26 20:47:20	351,783 48,372,860.75
AIR PRODUCTS & CHEMICALS ... US0091581068	236.495	0.60% 1.42		24/04/26 20:47:32	757,346 178,626,096.11
AIRBNB INC. CLASS A US0090661010	164.41	0.86% 1.40		24/04/26 20:47:05	1,690,949 278,128,685.11
AKAMAI TECHNOLOGIES INC. US00971T1016	102.05	0.26% 0.26		24/04/26 20:46:23	298,019 30,436,918.20
ALBEMARLE CORP US0126531013	117.1901	1.92% 2.21		24/04/26 20:47:24	924,357 108,069,538.22
ALEXANDRIA REAL EST. EQU.... US0152711091	117.22	-0.07% -0.08		24/04/26 20:46:56	442,298 51,892,157.04
ALIGN TECHNOLOGY INC. US0162551016	309.46	-0.33% -1.04		24/04/26 20:47:10	486,867 153,174,619.13
ALLEGION PLC IE00BFRT3W74	124.195	-0.54% -0.68		24/04/26 20:47:34	381,421 47,509,456.33
ALLIANT ENERGY CORP US0188021085	49.83	-0.80% -0.40		24/04/26 20:47:26	695,894 34,729,202.27
ALLSTATE CORP US0200021014	169.69	-1.54% -2.65		24/04/26 20:46:59	806,801 136,518,868.07
ALPHABET INC A US02079K3059	170.97	9.60% 14.97		24/04/26 20:47:39	51,243,514 8,816,229,726.52
ALPHABET INC. CLASS C US02079K1079	172.73	9.36% 14.78		24/04/26 20:47:39	44,747,358 7,776,300,699.90
ALTRIA GROUP INC. US02209S1033	43.365	-0.40% -0.18		24/04/26 20:47:38	9,763,835 426,019,949.30
AMAZON.COM INC. US0231351067	179.2539	3.22% 5.58		24/04/26 20:47:36	29,515,578 5,273,045,209.19
AMCOR PLC JE00BJ1F3079	9.04	1.01% 0.09		24/04/26 20:47:28	2,453,594 22,124,610.54

AMEREN CORP US0236081024	74.095	-0.89% -0.67		24/04/26 20:47:26	579,581 43,009,855.74
AMERICAN AIRLINES GROUP I... US02376R1023	13.9397	-1.35% -0.19		24/04/26 20:47:39	26,264,490 361,360,348.23
AMERICAN ELECTRIC POWER C... US0255371017	85.8052	-1.21% -1.05		24/04/26 20:47:37	1,536,447 132,046,433.26
AMERICAN EXPRESS CO US0258161092	236.33	-0.32% -0.77		24/04/26 20:47:38	1,714,398 404,554,601.32
AMERICAN INTERNATIONAL GR... US0268747849	74.875	0.33% 0.25		24/04/26 20:47:18	1,740,804 129,867,160.87
AMERICAN TOWER CORP US03027X1000	172.41	-0.28% -0.49		24/04/26 20:47:33	855,924 148,226,004.82
AMERICAN WATER WORKS CORP... US0304201033	121.70	0.12% 0.15		24/04/26 20:47:26	521,873 63,438,483.06
AMERIPRISE FINANCIAL INC. US03076C1062	411.255	0.08% 0.35		24/04/26 20:47:08	185,226 76,038,901.67
AMETEK INC. US0311001004	178.25	0.18% 0.32		24/04/26 20:47:34	277,951 49,548,312.45
AMGEN INC. US0311621009	271.19	0.67% 1.81		24/04/26 20:47:34	929,730 251,126,899.78
AMPHENOL CORPORATION SER... US0320951017	120.82	1.52% 1.81		24/04/26 20:47:33	2,528,337 304,652,980.86
ANALOG DEVICES INC. US0326541051	202.44	2.27% 4.50		24/04/26 20:47:36	1,433,636 288,418,116.36
ANSYS INC. US03662Q1058	335.035	2.44% 8.00		24/04/26 20:46:22	126,766 42,341,348.12
AON PLC CLASS A IE00BLP1HW54	281.65	-7.96% -24.35		24/04/26 20:47:37	2,900,123 807,468,930.56
APA CORP. US03743Q1085	32.44	0.25% 0.08		24/04/26 20:47:32	2,386,554 76,945,613.33
APPLE INC US0378331005	169.775	-0.07% -0.12		24/04/26 20:47:39	28,241,090 4,808,170,126.31
APPLIED MATERIALS INC US0382221051	203.32	2.95% 5.82		24/04/26 20:47:37	2,211,539 446,938,429.91
APTIV PLC JE00B783TY65	71.605	2.10% 1.48		24/04/26 20:47:35	1,353,741 96,434,662.36
ARCH CAPITAL GROUP LTD. BMG0450A1053	91.86	-1.28% -1.19		24/04/26 20:47:34	485,376 44,529,301.56
ARCHER DANIELS MIDLAND CO US0394831020	60.405	-0.98% -0.60		24/04/26 20:47:20	1,372,297 82,879,708.57
ARISTA NETWORKS INC. US0404131064	265.56	0.30% 0.80		24/04/26 20:47:36	1,752,866 468,061,495.97
ARTHUR J GALLAGHER & CO. US3635761097	234.83	-0.89% -2.12		24/04/26 20:45:51	930,734 218,606,272.13
ASSURANT INC. US04621X1081	173.42	-0.13% -0.22		24/04/26 20:46:14	151,767 26,167,782.96
AT&T INC. US00206R1023	16.805	1.36% 0.23		24/04/26 20:47:37	21,714,988 363,665,676.61
ATMOS ENERGY CORP US0495601058	117.775	-0.33% -0.40		24/04/26 20:46:04	365,935 43,020,896.60
AUTODESK INC US0527691069	217.99	0.73% 1.59		24/04/26 20:47:32	745,291 162,595,688.98
AUTOMATIC DATA PROCESSING... US0530151036	244.915	-0.58% -1.43		24/04/26 20:47:33	647,619 158,927,748.55
AUTOZONE INC	2,954.12	0.30%		24/04/26	48,809

US0533321024		8.87		20:31:32	144,050,093.28
AVALONBAY COMMUNITIES INC...	191.655	0.18%		24/04/26	528,727
US0534841012		0.34		20:46:47	102,219,517.81
AVERY DENNISON CORP	219.24	0.96%		24/04/26	258,018
US0536111091		2.08		20:47:01	56,463,231.67
AXON ENTERPRISE INC	310.89	1.52%		24/04/26	156,505
US05464C1018		4.65		20:46:34	48,443,767.26
BAKER HUGHES INC. 'A'	33.035	-0.80%		24/04/26	4,789,667
US05722G1004		-0.27		20:47:39	157,299,716.16
BALL CORP	70.095	7.10%		24/04/26	2,882,394
US0584981064		4.64		20:47:38	200,628,087.46
BANK OF AMERICA CORP.	37.955	0.12%		24/04/26	16,881,014
US0605051046		0.05		20:47:35	642,161,401.57
BANK OF NEW YORK MELLON C...	57.525	0.60%		24/04/26	1,104,559
US0640581007		0.35		20:47:32	63,482,866.44
BATH & BODY WORKS INC.	46.10	1.10%		24/04/26	654,156
US0708301041		0.50		20:47:03	30,164,293.89
BAXTER INTERNATIONAL INC	40.285	0.14%		24/04/26	1,054,205
US0718131099		0.06		20:47:33	42,298,058.29
BECTON DICKINSON AND CO.	232.605	0.92%		24/04/26	318,764
US0758871091		2.13		20:47:16	73,724,645.29
BERKSHIRE HATHAWAY INC. C...	403.425	-0.37%		24/04/26	1,695,802
US0846707026		-1.49		20:47:35	683,287,058.56
BEST BUY CORP INC.	75.65	0.54%		24/04/26	1,166,067
US0865161014		0.41		20:47:26	88,345,943.13
BIO-RAD LABORATORIES INC.	277.465	0.68%		24/04/26	70,293
US0905722072		1.87		20:47:30	19,515,976.79
BIO-TECHNE CORP.	64.36	2.71%		24/04/26	393,534
US09073M1045		1.70		20:47:34	25,136,510.75
BIOGEN IDEC INC.	209.52	3.49%		24/04/26	1,134,995
US09062X1037		7.06		20:46:56	235,260,452.23
BLACKROCK INC.	765.125	0.99%		24/04/26	267,169
US09247X1019		7.48		20:46:43	204,143,794.90
BLACKSTONE INC.	122.39	-0.11%		24/04/26	1,517,662
US09260D1072		-0.14		20:47:31	186,097,056.62
BOEING CO., THE	167.04	0.14%		24/04/26	5,294,934
US0970231058		0.23		20:47:35	883,550,285.96
BOOKING HOLDINGS INC.	3,521.05	0.53%		24/04/26	77,388
US09857L1089		18.57		20:43:28	272,778,013.84
BORGWARNER INC.	33.155	1.02%		24/04/26	830,566
US0997241064		0.34		20:47:27	27,506,951.49
BOSTON PROPERTIES INC.	62.19	0.39%		24/04/26	397,690
US1011211018		0.24		20:46:41	24,828,164.82
BOSTON SCIENTIFIC CORP	73.35	0.12%		24/04/26	5,811,457
US1011371077		0.09		20:47:37	425,941,058.92
BRISTOL-MYERS SQUIBB CO.	45.28	1.30%		24/04/26	10,998,869
US1101221083		0.58		20:47:37	495,542,398.88
BROADCOM INC.	1,339.685	3.50%		24/04/26	1,444,286
US11135F1012		45.27		20:47:14	1,932,575,338.02
BROADRIDGE FINANCIAL SOLU...	195.41	-0.08%		24/04/26	78,312
US11133T1034		-0.15		20:45:29	15,311,451.11
BROWN & BROWN INC.	81.61	-0.81%		24/04/26	965,066
US1152361010		-0.67		20:47:05	78,603,031.48
BROWN-FORMAN CORP	48.42	0.64%		24/04/26	493,640
US1156372096		0.31		20:47:13	23,874,057.02

BUILDERS FIRSTSOURCE INC. US12008R1077	188.02	1.49% 2.76		24/04/26 20:47:34	369,609 69,421,909.68
BUNGE GLOBAL SA CH1300646267	103.34	-0.69% -0.72		24/04/26 20:47:16	857,242 87,952,918.82
C.H. ROBINSON WORLDWIDE I... US12541W2098	70.61	0.50% 0.35		24/04/26 20:46:49	424,236 29,880,059.50
CADENCE DESIGN SYSTEMS IN... US1273871087	284.03	2.51% 6.95		24/04/26 20:46:45	1,186,756 337,498,673.60
CAESARS ENTERTAINMENT INC... US12769G1004	36.68	-3.58% -1.36		24/04/26 20:47:30	4,695,825 173,474,897.35
CAMDEN PROPERTY TRUST US1331311027	99.86	1.68% 1.65		24/04/26 20:47:25	420,869 42,012,907.56
CAMPBELL SOUP COMPANY US1344291091	45.02	-0.77% -0.35		24/04/26 20:47:15	1,317,481 59,504,407.87
CAPITAL ONE FINANCIAL COR... US14040H1059	146.99	0.70% 1.02		24/04/26 20:47:38	2,983,597 438,425,132.55
CARDINAL HEALTH INC. US14149Y1082	103.6304	-0.17% -0.18		24/04/26 20:47:32	743,452 76,912,344.52
CARMAX INC. US1431301027	69.86	0.92% 0.64		24/04/26 20:47:16	1,518,648 105,855,825.91
CARNIVAL CORP. PA1436583006	15.0475	-0.87% -0.13		24/04/26 20:47:37	13,198,695 198,341,337.69
CARRIER GLOBAL CORP US14448C1045	60.455	1.08% 0.65		24/04/26 20:47:22	3,841,261 230,942,299.88
CATALENT INC. US1488061029	56.00	0.36% 0.20		24/04/26 20:47:37	2,324,110 129,764,083.57
CATERPILLAR INC US1491231015	344.555	1.94% 6.56		24/04/26 20:47:35	1,951,656 670,192,177.59
CBOE GLOBAL MARKETS INC. US12503M1080	180.51	-0.65% -1.18		24/04/26 20:47:16	190,476 34,424,318.53
CBRE GROUP INC US12504L1098	87.78	0.87% 0.76		24/04/26 20:47:17	461,164 40,455,128.79
CDW CORP. US12514G1085	243.55	0.05% 0.13		24/04/26 20:47:06	152,889 37,246,864.93
CELANESE CORP US1508701034	155.22	1.33% 2.03		24/04/26 20:46:57	189,222 29,328,361.37
CENCORA INC. US03073E1055	240.87	0.46% 1.11		24/04/26 20:47:36	503,974 120,785,353.32
CENTENE CORP US15135B1017	74.32	-1.80% -1.36		24/04/26 20:47:31	4,369,941 319,207,186.58
CENTERPOINT ENERGY INC. US15189T1079	29.01	-1.12% -0.33		24/04/26 20:47:29	1,632,855 47,363,630.30
CF INDUSTRIES HOLDINGS IN... US1252691001	79.89	-0.10% -0.08		24/04/26 20:47:35	753,186 59,920,409.55