

S&P 500

ISIN: US78378X1072 WKN: -

Übersicht

24.04.2024 23:07:32

Kurs

5.071,63 USD

Differenz  0,02% (1,08)

Stammdaten

ISIN	US78378X1072
Symbol	SP500
Land	USA
Anzahl der enthaltenen Werte im Index	503
Index-Typ	Kursindex
Wertpapierkategorie	Index

Top 5

Name	Kurs	+ - (%)	Trend
TESLA INC.	162,13	+12,06	
HASBRO INC...	65,03	+11,85	
WESTINGHOU...	163,38	+10,04	
COSTAR GRO...	91,95	+8,66	
ON SEMICON...	65,53	+6,24	

Intraday 1W 1M 6M 1J 3J

Flop 5

Name	Kurs	+ - (%)	Trend
OLD DOMINI...	195,06	-11,05	
TELEDYNE T...	362,50	-10,95	
FORTIVE CO...	76,05	-5,76	
ENPHASE EN...	107,17	-5,56	
MASCO CORP	69,74	-4,48	

Intraday 1W 1M 6M 1J 3J



Nähere Infos zu den Ländern &

5J



Die Wertentwicklung der Vergangenheit lässt keine verlässlichen Rückschlüsse auf die zukünftige Entwicklung eines Finanzinstruments zu.

Quelle: FactSet

Aktuellstes Research

Märkte

Datum	Überschrift	Download
19.04.2024	 Week Ahead	
19.04.2024	 Wochenausblick	
12.04.2024	 Wochenausblick	
12.04.2024	 Week Ahead	
08.04.2024	 Erste Group Research	

Regionen

➤ **Märkte nach Region**

Details

24.04.2024 23:07:32

Kurs

5.071,63 USDDifferenz  0,02% (1,08)

Stammdaten

ISIN US78378X1072

Symbol SP500

Land USA

Wertpapierkategorie Index

Anzahl der enthaltenen
Werte im Index 503

Marktdaten

Eröffnung 5.084,86 USD

Hoch 5.089,48 USD

Tief 5.047,02 USD

Schluss Vortag 5.070,55 USD

Volumen (Mio.) 2.523.336.454

Volumen (Stück) 12.794.922.520.457

Performance und Risiko

	6M	1J	3J
Perf (%)	+19,40%	+22,59%	+21,33%
Perf (abs.)	+823,95	+934,59	+891,46
Beta	-	-	-
Volatilität	11,50	11,81	17,47



5J

Die Wertentwicklung der Vergangenheit lässt keine verlässlichen Rückschlüsse auf die zukünftige Entwicklung eines Finanzinstruments zu.

Quelle: FactSet




























Kursdaten

Ø Kurs 5 Tage Ø Volumen 5 Tage (Stk.)	5.026,23 USD (2.416.671.541)
Ø Kurs 30 Tage Ø Volumen 30 Tage (Stk.)	5.151,55 USD (2.320.445.568)
Ø Kurs 100 Tage Ø Volumen 100 Tage (Stk.)	4.969,89 USD (2.323.754.201)
Ø Kurs 250 Tage Ø Volumen 250 Tage	4.618,21 USD (2.286.387.580)
Hoch seit 1.1. Datum	5.264,85 USD (28.03.2024)
Tief seit 1.1. Datum	4.682,11 USD (05.01.2024)
52 Wochen Hoch Datum	5.264,85 USD (28.03.2024)
52 Wochen Tief Datum	4.048,28 USD (04.05.2023)

Enthaltene Werte

Name ISIN	Kurs	Diff % Diff /-	Performance	Datum Zeit	Gehandelte Stück Umsatz Geld
3M COMPANY US88579Y1010	92,02	-1,05% -0,98		24.04.24 22:00:02	3.813.358 350.990.609,69
ABBOTT LABORATORIES US0028241000	106,89	-0,65% -0,70		24.04.24 22:00:01	5.052.691 538.339.964,59
ABBVIE INC. US00287Y1091	167,80	-1,03% -1,74		24.04.24 22:00:02	4.074.765 684.689.754,20
ACCENTURE PLC IE00B4BNMY34	313,54	-1,04% -3,29		24.04.24 22:00:02	4.133.828 1.294.270.550,46
ADOBE INC. US00724F1012	477,12	0,89% 4,22		24.04.24 22:00:00	2.338.044 1.113.278.855,03
ADVANCED MICRO DEVICES IN... US0079031078	151,74	-0,35% -0,53		24.04.24 22:00:00	43.412.550 6.638.310.650,90
AES CORP US00130H1059	17,37	1,40% 0,24		24.04.24 22:00:02	5.290.136 91.650.065,72
AFLAC INC. US0010551028	84,28	0,63% 0,53		24.04.24 22:00:02	2.431.535 204.661.593,27
AGILENT TECHNOLOGIES INC. US00846U1016	137,49	-1,23% -1,71		24.04.24 22:00:02	1.553.274 213.404.721,06
AIR PRODUCTS & CHEMICALS ... US0091581068	234,68	0,42% 0,97		24.04.24 22:00:02	1.297.346 303.399.140,08
AIRBNB INC. CLASS A US0090661010	162,84	1,17% 1,89		24.04.24 22:00:00	3.854.493 628.484.477,00
AKAMAI TECHNOLOGIES INC. US00971T1016	102,19	0,42% 0,43		24.04.24 22:00:00	996.793 101.853.259,87
ALBEMARLE CORP US0126531013	115,27	0,93% 1,06		24.04.24 22:00:02	2.235.296 255.663.903,22
ALEXANDRIA REAL EST. EQU.... US0152711091	119,65	0,13% 0,16		24.04.24 22:00:02	879.340 104.306.343,91
ALIGN TECHNOLOGY INC. US0162551016	313,78	0,61% 1,90		24.04.24 22:00:00	1.106.124 347.834.992,06
ALLEGION PLC IE00BFRT3W74	126,54	-0,34% -0,43		24.04.24 22:00:02	871.191 110.061.148,77
ALLIANT ENERGY CORP US0188021085	50,37	0,80% 0,40		24.04.24 22:00:00	1.336.242 67.076.748,82
ALLSTATE CORP US0200021014	172,27	-1,72% -3,01		24.04.24 22:00:01	1.772.410 305.295.936,35
ALPHABET INC A US02079K3059	159,13	0,55% 0,87		24.04.24 22:00:00	22.779.112 3.605.058.499,66
ALPHABET INC. CLASS C US02079K1079	161,10	0,74% 1,18		24.04.24 22:00:00	19.485.694 3.120.280.444,46
ALTRIA GROUP INC. US02209S1033	42,92	0,12% 0,05		24.04.24 22:00:02	12.938.207 554.888.051,85
AMAZON.COM INC. US0231351067	176,59	-1,64% -2,95		24.04.24 22:00:00	34.185.109 6.058.557.058,20
AMCOR PLC JE00BJ1F3079	9,06	0,89% 0,08		24.04.24 22:00:02	5.802.343 52.246.940,54

AMEREN CORP US0236081024	74,71	0,93% 0,69	█	24.04.24 22:00:01	1.006.238 75.097.274,96
AMERICAN AIRLINES GROUP I... US02376R1023	13,92	-2,18% -0,31		24.04.24 22:00:00	41.035.095 574.176.295,52
AMERICAN ELECTRIC POWER C... US0255371017	86,37	0,95% 0,81	█	24.04.24 22:00:00	3.865.225 332.310.589,35
AMERICAN EXPRESS CO US0258161092	239,12	0,07% 0,16		24.04.24 22:01:08	4.429.243 1.059.326.218,41
AMERICAN INTERNATIONAL GR... US0268747849	74,97	0,05% 0,04		24.04.24 22:00:02	2.684.631 200.994.235,22
AMERICAN TOWER CORP US03027X1000	173,35	-0,48% -0,83		24.04.24 22:00:01	3.029.333 527.024.127,58
AMERICAN WATER WORKS CORP... US0304201033	121,36	1,24% 1,49	█	24.04.24 22:00:02	1.297.995 157.050.038,45
AMERIPRISE FINANCIAL INC. US03076C1062	412,86	1,27% 5,17	█	24.04.24 22:00:02	675.515 278.385.082,25
AMETEK INC. US0311001004	178,22	-0,91% -1,63		24.04.24 22:00:01	867.347 154.647.965,10
AMGEN INC. US0311621009	273,01	-0,19% -0,53		24.04.24 22:00:00	2.467.127 674.261.086,70
AMPHENOL CORPORATION SER... US0320951017	116,31	1,79% 2,05	█	24.04.24 22:00:02	7.625.901 888.088.829,70
ANALOG DEVICES INC. US0326541051	196,50	3,46% 6,57	█	24.04.24 22:00:00	6.527.523 1.291.571.519,60
ANSYS INC. US03662Q1058	328,57	0,80% 2,60	█	24.04.24 22:00:00	219.002 71.681.811,96
AON PLC CLASS A IE00BLP1HW54	308,83	-0,97% -3,03		24.04.24 22:00:02	849.268 262.314.503,22
APA CORP. US03743Q1085	32,05	-0,03% -0,01		24.04.24 22:00:00	4.522.158 144.534.829,47
APPLE INC US0378331005	169,02	1,27% 2,12	█	24.04.24 22:00:00	48.251.835 8.127.559.094,67
APPLIED MATERIALS INC US0382221051	196,06	1,46% 2,82	█	24.04.24 22:00:00	4.609.370 903.090.439,56
APTIV PLC JE00B783TY65	71,40	1,64% 1,15	█	24.04.24 22:00:02	1.860.760 132.625.918,62
ARCH CAPITAL GROUP LTD. BMG0450A1053	93,19	-0,63% -0,59		24.04.24 22:00:00	1.257.451 117.180.970,75
ARCHER DANIELS MIDLAND CO US0394831020	61,56	-0,37% -0,23		24.04.24 22:00:02	3.708.643 227.317.796,34
ARISTA NETWORKS INC. US0404131064	254,77	1,43% 3,59	█	24.04.24 22:00:02	2.595.372 663.250.939,56
ARTHUR J GALLAGHER & CO. US3635761097	236,81	-0,45% -1,06		24.04.24 22:00:01	655.661 155.178.140,52
ASSURANT INC. US04621X1081	177,05	0,42% 0,74		24.04.24 22:00:01	297.162 52.474.944,86
AT&T INC. US00206R1023	16,81	1,88% 0,31	█	24.04.24 22:01:43	74.197.830 1.241.506.899,05
ATMOS ENERGY CORP US0495601058	118,66	0,84% 0,99	█	24.04.24 22:00:02	728.010 86.036.816,39
AUTODESK INC US0527691069	215,00	-1,34% -2,93		24.04.24 22:00:00	2.628.238 566.538.869,69
AUTOMATIC DATA PROCESSING... US0530151036	246,61	-0,09% -0,23		24.04.24 22:00:00	1.455.810 358.378.284,79
AUTOZONE INC	2.988,51	0,93%	█	24.04.24	128.333

US0533321024		27,47		22:00:01	382.291.129,73
AVALONBAY COMMUNITIES INC...	191,34	1,42%		24.04.24	904.545
US0534841012		2,68		22:00:01	173.082.967,91
AVERY DENNISON CORP	212,42	0,52%		24.04.24	798.682
US0536111091		1,09		22:00:01	170.795.300,62
AXON ENTERPRISE INC	302,41	0,28%		24.04.24	524.753
US05464C1018		0,85		22:00:00	159.596.061,65
BAKER HUGHES INC. 'A'	32,67	-1,00%		24.04.24	11.446.966
US05722G1004		-0,33		22:00:00	375.689.171,36
BALL CORP	65,19	-0,47%		24.04.24	1.901.847
US0584981064		-0,31		22:00:02	123.686.636,02
BANK OF AMERICA CORP.	38,32	-0,13%		24.04.24	28.670.551
US0605051046		-0,05		22:00:02	1.098.766.300,31
BANK OF NEW YORK MELLON C...	57,95	0,89%		24.04.24	3.226.049
US0640581007		0,51		22:00:01	186.135.107,87
BATH & BODY WORKS INC.	45,60	1,04%		24.04.24	2.181.627
US0708301041		0,47		22:00:02	98.876.284,42
BAXTER INTERNATIONAL INC	40,93	-0,22%		24.04.24	2.161.941
US0718131099		-0,09		22:00:01	88.336.113,52
BECTON DICKINSON AND CO.	233,83	-0,23%		24.04.24	779.855
US0758871091		-0,53		22:00:02	181.901.619,00
BERKSHIRE HATHAWAY INC. C...	405,95	-0,68%		24.04.24	2.508.495
US0846707026		-2,79		22:00:49	1.017.486.349,88
BEST BUY CORP INC.	74,43	-0,81%		24.04.24	3.495.043
US0865161014		-0,61		22:00:02	259.063.450,54
BIO-RAD LABORATORIES INC.	278,21	-2,48%		24.04.24	209.104
US0905722072		-7,07		22:00:01	58.384.213,25
BIO-TECHNE CORP.	63,52	-0,27%		24.04.24	984.815
US09073M1045		-0,17		22:00:00	62.289.392,79
BIOGEN IDEC INC.	201,99	4,56%		24.04.24	3.265.676
US09062X1037		8,81		22:00:00	660.089.424,48
BLACKROCK INC.	762,80	-0,50%		24.04.24	751.258
US09247X1019		-3,82		22:00:01	573.140.371,23
BLACKSTONE INC.	123,78	-0,43%		24.04.24	2.021.499
US09260D1072		-0,53		22:00:02	250.033.861,44
BOEING CO., THE	164,33	-2,87%		24.04.24	20.889.273
US0970231058		-4,85		22:00:01	3.515.893.613,46
BOOKING HOLDINGS INC.	3.517,52	-0,47%		24.04.24	155.900
US09857L1089		-16,47		22:00:00	548.981.757,51
BORGWARNER INC.	33,65	0,93%		24.04.24	1.975.364
US0997241064		0,31		22:00:01	66.471.373,03
BOSTON PROPERTIES INC.	62,94	0,02%		24.04.24	1.030.346
US1011211018		0,01		22:00:01	64.667.004,42
BOSTON SCIENTIFIC CORP	72,91	5,68%		24.04.24	15.276.470
US1011371077		3,92		22:00:02	1.118.813.032,50
BRISTOL-MYERS SQUIBB CO.	48,86	-0,27%		24.04.24	16.057.141
US1101221083		-0,13		22:00:02	783.603.725,80
BROADCOM INC.	1.256,82	0,61%		24.04.24	2.010.793
US11135F1012		7,63		22:00:00	2.535.931.566,86
BROADRIDGE FINANCIAL SOLU...	195,08	-0,42%		24.04.24	255.805
US11133T1034		-0,83		22:00:02	49.841.924,54
BROWN & BROWN INC.	82,13	-0,96%		24.04.24	1.520.932
US1152361010		-0,80		22:00:02	124.900.657,00
BROWN-FORMAN CORP	49,01	-0,77%		24.04.24	1.641.378
US1156372096		-0,38		22:00:02	80.198.908,90

BUILDERS FIRSTSOURCE INC. US12008R1077	186,69	-0,29% -0,55		24.04.24 22:00:02	1.184.470 222.106.222,70
BUNGE GLOBAL SA CH1300646267	105,79	-3,49% -3,83		24.04.24 22:00:01	3.629.861 383.859.614,97
C.H. ROBINSON WORLDWIDE I... US12541W2098	70,94	0,84% 0,59		24.04.24 22:00:00	1.136.010 80.191.400,83
CADENCE DESIGN SYSTEMS IN... US1273871087	277,66	-1,46% -4,10		24.04.24 22:00:00	2.329.158 649.266.579,82
CAESARS ENTERTAINMENT INC... US12769G1004	38,48	-1,64% -0,64		24.04.24 22:00:00	3.323.699 127.840.727,20
CAMDEN PROPERTY TRUST US1331311027	98,86	0,26% 0,26		24.04.24 22:00:02	1.088.914 107.640.892,39
CAMPBELL SOUP COMPANY US1344291091	45,54	1,29% 0,58		24.04.24 22:00:02	3.510.037 159.574.075,20
CAPITAL ONE FINANCIAL COR... US14040H1059	148,87	0,66% 0,97		24.04.24 22:00:02	3.961.836 588.789.990,56
CARDINAL HEALTH INC. US14149Y1082	103,54	0,16% 0,17		24.04.24 22:00:02	2.057.344 212.441.812,13
CARMAX INC. US1431301027	70,27	0,83% 0,58		24.04.24 22:00:02	2.882.585 202.662.678,34
CARNIVAL CORP. PA1436583006	15,01	1,49% 0,22		24.04.24 22:00:02	24.536.470 366.172.610,19
CARRIER GLOBAL CORP US14448C1045	54,77	-0,67% -0,37		24.04.24 22:00:02	5.190.271 284.495.689,13
CATALENT INC. US1488061029	55,95	-0,14% -0,08		24.04.24 22:00:02	2.031.654 113.708.740,70
CATERPILLAR INC US1491231015	363,52	0,07% 0,27		24.04.24 22:00:02	3.032.711 1.102.636.040,20
CBOE GLOBAL MARKETS INC. US12503M1080	179,39	0,32% 0,57		24.04.24 22:00:00	579.250 103.774.663,79
CBRE GROUP INC US12504L1098	86,77	-0,39% -0,34		24.04.24 22:00:02	988.904 85.695.461,33
CDW CORP. US12514G1085	240,69	0,09% 0,22		24.04.24 22:00:00	450.709 108.547.029,11
CELANESE CORP US1508701034	155,43	-0,40% -0,62		24.04.24 22:00:02	597.911 92.713.665,94
CENCORA INC. US03073E1055	237,95	0,11% 0,26		24.04.24 22:00:01	926.754 220.135.254,87
CENTENE CORP US15135B1017	76,19	0,46% 0,35		24.04.24 22:01:41	2.775.749 211.054.824,58
CENTERPOINT ENERGY INC. US15189T1079	29,07	1,18% 0,34		24.04.24 22:00:02	4.112.570 119.219.514,28
CERIDIAN HCM HOLDING INC. US15677J1088	59,70	0,71% 0,42		24.04.24 22:00:02	1.613.465 95.299.892,72