

S&P 500

ISIN: US78378X1072

WKN: -

Übersicht

24.04.2024 18:53:11

Kurs

5.053,37 USDDifferenz  -0,34% (-17,18)

Stammdaten

ISIN	US78378X1072
Symbol	SP500
Land	USA
Anzahl der enthaltenen Werte im Index	503
Index-Typ	Kursindex
Wertpapierkategorie	Index

Top 5

Name	Kurs	+ - (%)	Trend
HASBRO INC...	64,40	+10,77	
TESLA INC.	158,68	+9,68	
WESTINGHOU...	161,34	+8,66	
TEXAS INST...	176,24	+6,51	
COSTAR GRO...	89,92	+6,26	

Intraday 1W 1M 6M 1J 3J

Flop 5

Name	Kurs	+ - (%)	Trend
TELEDYNE T...	358,80	-11,86	
OLD DOMINI...	196,06	-10,59	
FORTIVE CO...	75,99	-5,84	
MASCO CORP	68,76	-5,82	
GENERAL DY...	276,125	-5,67	

Intraday 1W 1M 6M 1J 3J



Die Wertentwicklung der Vergangenheit lässt keine verlässlichen Rückschlüsse auf die zukünftige Entwicklung eines Finanzinstruments zu.

Quelle: FactSet

Aktuellstes Research

Märkte

Datum	Überschrift	Download
19.04.2024	 Week Ahead	
19.04.2024	 Wochenausblick	
12.04.2024	 Wochenausblick	
12.04.2024	 Week Ahead	
08.04.2024	 Erste Group Research	

**Nähere Infos zu den Ländern &
Regionen**

➤ Märkte nach Region

Details

24.04.2024 18:53:11

Kurs

5.053,37 USDDifferenz  -0,34% (-17,18)

Stammdaten

ISIN US78378X1072

Symbol SP500

Land USA

Wertpapierkategorie Index

Anzahl der enthaltenen Werte im Index 503

Marktdaten

Eröffnung 5.084,86 USD

Hoch 5.089,48 USD

Tief 5.047,02 USD

Schluss Vortag 5.070,55 USD

Volumen (Mio.) 1.136.682.856

Volumen (Stück) 5.763.724.666.613

Performance und Risiko

	6M	1J	3J
Perf (%)	+20,24%	+22,67%	+21,30%
Perf (abs.)	+853,51	+937,03	+890,38
Beta	-	-	-
Volatilität	11,72	11,93	17,48



5J





Die Wertentwicklung der Vergangenheit lässt keine verlässlichen Rückschlüsse auf die zukünftige Entwicklung eines Finanzinstruments zu.

Quelle: FactSet



























Kursdaten

Ø Kurs 5 Tage Ø Volumen 5 Tage (Stk.)	5.016,34 USD (2.378.007.840)
Ø Kurs 30 Tage Ø Volumen 30 Tage (Stk.)	5.154,78 USD (2.318.223.964)
Ø Kurs 100 Tage Ø Volumen 100 Tage (Stk.)	4.964,39 USD (2.322.760.794)
Ø Kurs 250 Tage Ø Volumen 250 Tage	4.614,31 USD (2.285.835.406)
Hoch seit 1.1. Datum	5.264,85 USD (28.03.2024)
Tief seit 1.1. Datum	4.682,11 USD (05.01.2024)
52 Wochen Hoch Datum	5.264,85 USD (28.03.2024)
52 Wochen Tief Datum	4.048,28 USD (04.05.2023)

Enthaltene Werte

Name  ISIN	Kurs	Diff %  Diff /-	Performance 	Datum Zeit	Gehandelte Stück Umsatz Geld 
3M COMPANY US88579Y1010	91,62	-1,48% -1,38		24.04.24 18:53:02	1.460.011 134.614.667,59
ABBOTT LABORATORIES US0028241000	106,53	-0,99% -1,06		24.04.24 18:53:12	2.299.990 244.205.610,54
ABBVIE INC. US00287Y1091	168,20	-0,79% -1,34		24.04.24 18:52:28	1.031.262 173.497.162,70
ACCENTURE PLC IE00B4BNMY34	311,23	-1,77% -5,60		24.04.24 18:53:01	1.394.648 436.719.498,61
ADOBE INC. US00724F1012	475,70	0,59% 2,80		24.04.24 18:53:01	895.340 425.042.942,38
ADVANCED MICRO DEVICES IN... US0079031078	151,4398	-0,55% -0,83		24.04.24 18:53:12	27.746.418 4.264.694.410,22
AES CORP US00130H1059	17,29	0,93% 0,16		24.04.24 18:53:11	1.472.502 25.336.870,81
AFLAC INC. US0010551028	84,10	0,42% 0,35		24.04.24 18:52:55	609.303 51.120.984,23
AGILENT TECHNOLOGIES INC. US00846U1016	136,555	-1,90% -2,65		24.04.24 18:53:04	609.929 83.832.690,66
AIR PRODUCTS & CHEMICALS ... US0091581068	233,45	-0,11% -0,26		24.04.24 18:52:56	476.791 111.083.792,00
AIRBNB INC. CLASS A US0090661010	161,73	0,48% 0,78		24.04.24 18:53:01	1.930.695 315.807.130,31
AKAMAI TECHNOLOGIES INC. US00971T1016	102,15	0,38% 0,39		24.04.24 18:53:00	327.168 33.396.771,84
ALBEMARLE CORP US0126531013	112,86	-1,18% -1,35		24.04.24 18:53:11	1.089.674 124.288.734,32
ALEXANDRIA REAL EST. EQU.... US0152711091	117,90	-1,33% -1,59		24.04.24 18:52:42	346.605 40.802.248,54
ALIGN TECHNOLOGY INC. US0162551016	310,64	-0,40% -1,24		24.04.24 18:52:22	437.810 136.138.955,52
ALLEGION PLC IE00BFRT3W74	125,205	-1,39% -1,77		24.04.24 18:52:46	259.679 32.732.142,10
ALLIANT ENERGY CORP US0188021085	50,26	0,58% 0,29		24.04.24 18:52:37	476.498 23.773.486,01
ALLSTATE CORP US0200021014	171,98	-1,88% -3,30		24.04.24 18:53:04	598.267 103.315.596,37
ALPHABET INC A US02079K3059	157,745	-0,33% -0,52		24.04.24 18:53:12	10.216.160 1.614.227.921,40
ALPHABET INC. CLASS C US02079K1079	159,52	-0,25% -0,40		24.04.24 18:53:09	8.730.739 1.394.725.024,90
ALTRIA GROUP INC. US02209S1033	42,965	0,22% 0,10		24.04.24 18:53:12	4.491.034 192.312.130,72
AMAZON.COM INC. US0231351067	176,5201	-1,68% -3,02		24.04.24 18:53:12	16.536.967 2.944.277.827,64
AMCOR PLC JE00BJ1F3079	8,95	-0,33% -0,03		24.04.24 18:53:09	2.072.189 18.551.630,85

AMEREN CORP US0236081024	74,68	0,89% 0,66		24.04.24 18:52:45	250.066 18.566.235,70
AMERICAN AIRLINES GROUP I... US02376R1023	13,915	-2,21% -0,32		24.04.24 18:53:10	17.863.181 251.478.925,27
AMERICAN ELECTRIC POWER C... US0255371017	85,765	0,24% 0,21		24.04.24 18:53:02	1.395.886 119.227.842,55
AMERICAN EXPRESS CO US0258161092	239,17	0,09% 0,21		24.04.24 18:53:04	1.675.584 400.421.494,41
AMERICAN INTERNATIONAL GR... US0268747849	74,70	-0,31% -0,23		24.04.24 18:52:50	1.068.299 79.830.607,64
AMERICAN TOWER CORP US03027X1000	174,75	0,33% 0,57		24.04.24 18:53:09	1.339.537 233.329.322,52
AMERICAN WATER WORKS CORP... US0304201033	121,075	1,01% 1,21		24.04.24 18:52:51	395.355 47.497.031,30
AMERIPRISE FINANCIAL INC. US03076C1062	410,955	0,80% 3,27		24.04.24 18:53:04	204.269 84.251.775,64
AMETEK INC. US0311001004	177,33	-1,40% -2,52		24.04.24 18:52:23	231.931 41.458.473,93
AMGEN INC. US0311621009	274,00	0,17% 0,46		24.04.24 18:52:44	708.825 193.538.464,69
AMPHENOL CORPORATION SER... US0320951017	115,01	0,66% 0,75		24.04.24 18:53:04	4.317.993 503.891.442,87
ANALOG DEVICES INC. US0326541051	196,16	3,28% 6,23		24.04.24 18:53:02	3.439.643 685.271.888,80
ANSYS INC. US03662Q1058	324,83	-0,35% -1,14		24.04.24 18:52:26	84.574 27.614.133,98
AON PLC CLASS A IE00BLP1HW54	308,87	-0,96% -2,99		24.04.24 18:52:12	169.977 52.512.753,61
APA CORP. US03743Q1085	31,855	-0,64% -0,21		24.04.24 18:53:01	2.358.637 75.345.545,96
APPLE INC US0378331005	168,27	0,82% 1,37		24.04.24 18:53:12	23.639.472 3.970.182.419,76
APPLIED MATERIALS INC US0382221051	193,58	0,18% 0,34		24.04.24 18:53:07	1.945.047 381.907.784,32
APTIV PLC JE00B783TY65	70,73	0,68% 0,48		24.04.24 18:52:43	818.070 58.348.135,77
ARCH CAPITAL GROUP LTD. BMG0450A1053	93,33	-0,48% -0,45		24.04.24 18:53:04	424.192 39.517.278,19
ARCHER DANIELS MIDLAND CO US0394831020	61,45	-0,55% -0,34		24.04.24 18:53:01	1.610.691 98.125.105,39
ARISTA NETWORKS INC. US0404131064	252,55	0,55% 1,37		24.04.24 18:52:49	1.278.626 327.065.286,25
ARTHUR J GALLAGHER & CO. US3635761097	235,67	-0,92% -2,20		24.04.24 18:52:28	227.473 53.792.826,99
ASSURANT INC. US04621X1081	176,22	-0,05% -0,09		24.04.24 18:52:59	80.905 14.232.980,43
AT&T INC. US00206R1023	16,8328	2,02% 0,33		24.04.24 18:53:12	43.062.909 717.423.456,94
ATMOS ENERGY CORP US0495601058	117,95	0,24% 0,28		24.04.24 18:53:01	222.119 26.081.982,61
AUTODESK INC US0527691069	214,72	-1,47% -3,21		24.04.24 18:52:17	783.835 169.607.145,50
AUTOMATIC DATA PROCESSING... US0530151036	245,08	-0,71% -1,76		24.04.24 18:52:52	380.574 93.309.840,07
AUTOZONE INC	2.963,515	0,08%		24.04.24	42.173

US0533321024		2,48		18:49:05	125.050.531,51
AVALONBAY COMMUNITIES INC...	191,42	1,46%		24.04.24	334.598
US0534841012		2,76		18:52:21	63.873.291,00
AVERY DENNISON CORP	211,455	0,06%		24.04.24	344.760
US0536111091		0,13		18:52:59	74.491.225,46
AXON ENTERPRISE INC	303,15	0,53%		24.04.24	214.463
US05464C1018		1,59		18:52:08	65.442.385,27
BAKER HUGHES INC. 'A'	32,445	-1,68%		24.04.24	6.380.257
US05722G1004		-0,56		18:53:10	210.265.724,31
BALL CORP	64,65	-1,30%		24.04.24	737.965
US0584981064		-0,85		18:53:04	47.961.228,31
BANK OF AMERICA CORP.	38,285	-0,22%		24.04.24	13.331.344
US0605051046		-0,09		18:53:09	510.321.585,97
BANK OF NEW YORK MELLON C...	57,525	0,15%		24.04.24	1.209.182
US0640581007		0,09		18:53:12	69.549.700,64
BATH & BODY WORKS INC.	44,84	-0,64%		24.04.24	695.948
US0708301041		-0,29		18:52:49	31.394.992,25
BAXTER INTERNATIONAL INC	40,7498	-0,66%		24.04.24	611.292
US0718131099		-0,27		18:53:01	24.914.694,07
BECTON DICKINSON AND CO.	233,92	-0,19%		24.04.24	387.528
US0758871091		-0,44		18:52:15	90.138.001,00
BERKSHIRE HATHAWAY INC. C...	404,205	-1,11%		24.04.24	1.066.494
US0846707026		-4,54		18:52:59	432.376.516,88
BEST BUY CORP INC.	73,80	-1,65%		24.04.24	1.723.052
US0865161014		-1,24		18:52:59	127.461.905,60
BIO-RAD LABORATORIES INC.	279,27	-2,11%		24.04.24	89.913
US0905722072		-6,01		18:52:30	25.169.976,20
BIO-TECHNE CORP.	62,77	-1,44%		24.04.24	345.411
US09073M1045		-0,92		18:52:21	21.812.447,75
BIOGEN IDEC INC.	202,00	4,57%		24.04.24	1.739.757
US09062X1037		8,82		18:53:09	352.655.652,22
BLACKROCK INC.	761,62	-0,65%		24.04.24	256.704
US09247X1019		-5,00		18:52:23	195.539.329,98
BLACKSTONE INC.	122,74	-1,26%		24.04.24	931.525
US09260D1072		-1,57		18:53:06	115.143.943,29
BOEING CO., THE	166,5677	-1,54%		24.04.24	11.370.193
US0970231058		-2,61		18:53:10	1.946.111.653,72
BOOKING HOLDINGS INC.	3.512,69	-0,60%		24.04.24	57.357
US09857L1089		-21,30		18:52:39	202.403.148,89
BORGWARNER INC.	33,63	0,87%		24.04.24	628.411
US0997241064		0,29		18:53:02	21.159.658,60
BOSTON PROPERTIES INC.	62,74	-0,30%		24.04.24	295.493
US1011211018		-0,19		18:53:12	18.449.751,15
BOSTON SCIENTIFIC CORP	73,06	5,90%		24.04.24	7.216.942
US1011371077		4,07		18:53:10	530.275.289,88
BRISTOL-MYERS SQUIBB CO.	48,775	-0,44%		24.04.24	4.771.165
US1101221083		-0,22		18:53:11	232.497.394,05
BROADCOM INC.	1.251,95	0,22%		24.04.24	988.502
US11135F1012		2,76		18:53:01	1.251.055.196,86
BROADRIDGE FINANCIAL SOLU...	193,77	-1,09%		24.04.24	93.099
US11133T1034		-2,14		18:52:36	18.117.678,86
BROWN & BROWN INC.	81,90	-1,24%		24.04.24	304.822
US1152361010		-1,03		18:52:28	25.034.523,37
BROWN-FORMAN CORP	48,765	-1,27%		24.04.24	511.257
US1156372096		-0,63		18:52:48	24.946.392,05

BUILDERS FIRSTSOURCE INC. US12008R1077	184,64	-1,39% -2,60		24.04.24 18:52:50	582.288 109.925.191,27
BUNGE GLOBAL SA CH1300646267	106,32	-3,01% -3,30		24.04.24 18:52:32	1.556.084 164.234.102,56
C.H. ROBINSON WORLDWIDE I... US12541W2098	70,29	-0,09% -0,06		24.04.24 18:53:11	322.070 22.638.312,99
CADENCE DESIGN SYSTEMS IN... US1273871087	277,51	-1,51% -4,25		24.04.24 18:52:42	964.220 269.999.656,06
CAESARS ENTERTAINMENT INC... US12769G1004	38,04	-2,76% -1,08		24.04.24 18:53:12	999.987 38.644.429,25
CAMDEN PROPERTY TRUST US1331311027	98,78	0,18% 0,18		24.04.24 18:52:53	308.091 30.405.795,68
CAMPBELL SOUP COMPANY US1344291091	45,545	1,30% 0,59		24.04.24 18:53:03	787.386 35.537.881,70
CAPITAL ONE FINANCIAL COR... US14040H1059	148,29	0,26% 0,39		24.04.24 18:53:10	1.297.552 192.226.922,36
CARDINAL HEALTH INC. US14149Y1082	102,72	-0,63% -0,65		24.04.24 18:53:12	821.840 84.660.498,96
CARMAX INC. US1431301027	70,20	0,73% 0,51		24.04.24 18:52:17	976.383 68.507.792,12
CARNIVAL CORP. PA1436583006	14,88	0,61% 0,09		24.04.24 18:53:03	11.603.267 172.614.694,16
CARRIER GLOBAL CORP US14448C1045	54,395	-1,35% -0,75		24.04.24 18:53:10	1.838.546 101.273.113,68
CATALENT INC. US1488061029	55,935	-0,17% -0,10		24.04.24 18:52:51	1.004.471 56.230.193,48
CATERPILLAR INC US1491231015	359,265	-1,10% -3,99		24.04.24 18:53:06	1.326.317 482.380.657,74
CBOE GLOBAL MARKETS INC. US12503M1080	177,99	-0,46% -0,83		24.04.24 18:50:45	162.149 28.849.557,81
CBRE GROUP INC US12504L1098	86,25	-0,99% -0,86		24.04.24 18:52:33	298.086 25.780.087,73
CDW CORP. US12514G1085	240,0626	-0,17% -0,41		24.04.24 18:52:52	123.780 29.770.751,15
CELANESE CORP US1508701034	154,165	-1,21% -1,89		24.04.24 18:52:25	149.780 23.205.335,51
CENCORA INC. US03073E1055	237,405	-0,12% -0,28		24.04.24 18:51:16	366.636 86.837.806,93
CENTENE CORP US15135B1017	75,63	-0,28% -0,21		24.04.24 18:53:07	743.846 56.313.285,52
CENTERPOINT ENERGY INC. US15189T1079	28,95	0,77% 0,22		24.04.24 18:53:11	1.021.873 29.370.040,09
CERIDIAN HCM HOLDING INC. US15677J1088	58,38	-1,52% -0,90		24.04.24 18:52:59	637.706 37.355.210,83