

S&P 500

ISIN: US78378X1072

WKN: -

Overview

2024/05/28 23:20:42

Price

5,306.04 USDDifference  0.02% (1.32)

General attributes

ISIN US78378X1072

Symbol SP500

Country USA

Instruments in index 503

Type of index Price Index

Security type Index

Market data

Open 5,315.91 USD

High 5,315.91 USD

Low 5,280.89 USD

Close (prev. day) 5,304.72 USD

Trading volume (m) 2,103,027,432

Volume (pcs) 32,534,208,653

Top 5

Name 	Price	+ - (%)	Trend 
NVIDIA COR...	1,140.5935	+7.13	
RALPH LAUR...	181.25	+4.50	
DECKERS OU...	1,079.14	+4.48	
FREEMPORT-M...	53.63	+4.08	
VISTRA COR...	106.20	+4.02	

Intraday 1w 1m 6m 1y 3y

Flop 5

Name 	Price	+ - (%) 	Trend 
MODERNA IN...	153.20	-8.05	
BUILDERS F...	162.69	-4.92	
MARKETAXES...	206.35	-4.86	











5y



Information about previous performance does not guarantee future performance.

Source: FactSet

Recent research

on market		
Date	Headline	Download
2024/05/28	 Eurozone, USA: Holprige Zinspfade	
2024/05/27	 Eurozone USA: Bumpy interest rate paths	
2024/05/24	 Week Ahead	
2024/05/24	 Wochenausblick	
2024/05/17	 Wochenausblick	

PENTAIR PL...	78.95	-4.59	↓
PALO ALTO ...	308.01	-4.23	↓

Intraday 1w 1m 6m 1y 3y

Futures and Options

Related Futures -

Related Options -

Details

2024/05/28 23:20:42

Price

5,306.04 USD

Difference ▲ 0.02% (1.32)

General attributes

ISIN US78378X1072

Symbol SP500

Country USA

Security type Index

Instruments in index 503

Market data

Open 5,315.91 USD

High 5,315.91 USD

Low 5,280.89 USD

Close (prev. day) 5,304.72 USD

Trading volume (m) 2,103,027,432

Volume (pcs) 32,534,208,653

Performance and Risk

	6m	1y	3y
Perf (%)	+16.49%	+26.17%	+26.21%
Perf (abs.)	+751.15	+1,100.59	+1,101.93
Beta	-	-	-
Volatility	11.08	11.50	17.44



Information about previous performance does not guarantee future performance.
Source: FactSet

Price data

Ø price 5 days Ø volume 5 days (pcs.)	5,296.40 USD (1,643,300,228)
Ø price 30 days Ø volume 30 days (pcs.)	5,167.19 USD (2,181,098,848)
Ø price 100 days Ø volume 100 days (pcs.)	5,083.97 USD (2,303,139,109)
Ø price 250 days Ø volume 250 days (pcs.)	4,713.29 USD (2,262,981,372)
YTD High date	5,341.88 USD (2024/05/23)
YTD Low date	4,682.11 USD (2024/01/05)
52 Weeks High date	5,341.88 USD (2024/05/23)
52 Weeks Low date	4,103.78 USD (2023/10/27)

Composition

Name  ISIN	Price	Diff %  Diff +/-	Performance 	Date Time	Turnover Pc.  Turnover Money 
3M COMPANY US88579Y1010	98.68	-0.99% -0.99		24/05/28 22:00:01	4,361,056 431,019,531.05
ABBOTT LABS US0028241000	101.95	-1.92% -2.00		24/05/28 22:00:01	4,771,127 487,059,366.36
ABBVIE INC. US00287Y1091	155.34	-1.10% -1.72		24/05/28 22:00:02	5,533,467 858,140,589.80
ACCENTURE PLC IE00B4BNMY34	297.73	-1.08% -3.26		24/05/28 22:00:01	3,530,301 1,050,416,461.90
ADOBE INC. US00724F1012	478.43	0.63% 3.00		24/05/28 22:00:00	2,575,270 1,223,367,342.08
ADVANCED MICRO DEVICES IN... US0079031078	171.61	3.16% 5.25		24/05/28 22:00:00	66,495,414 11,369,598,615.29
AES CORP US00130H1059	21.13	1.05% 0.22		24/05/28 22:00:01	6,978,490 148,031,313.93
AFLAC INC. US0010551028	87.26	-0.49% -0.43		24/05/28 22:00:02	2,230,927 194,508,803.85
AGILENT TECHNOLOGIES INC. US00846U1016	148.21	-1.63% -2.45		24/05/28 22:00:01	1,366,918 202,998,315.26
AIR PRODUCTS & CHEMICALS ... US0091581068	264.63	0.01% 0.02		24/05/28 22:00:02	1,207,703 319,331,479.03
AIRBNB INC. CLASS A US0090661010	147.01	1.76% 2.54		24/05/28 22:00:00	5,741,611 843,238,314.47
AKAMAI TECHNOLOGIES INC. US00971T1016	92.59	-1.65% -1.55		24/05/28 22:00:00	1,498,246 139,179,023.94
ALBEMARLE CORP US0126531013	127.76	0.13% 0.17		24/05/28 22:00:01	2,105,265 269,501,607.94
ALEXANDRIA REAL EST. EQU.... US0152711091	116.97	-1.21% -1.43		24/05/28 22:00:01	754,082 88,732,918.73
ALIGN TECHNOLOGY INC. US0162551016	253.77	-0.72% -1.85		24/05/28 22:00:00	723,893 184,186,162.72
ALLEGION PLC IE00BFRT3W74	120.42	-1.78% -2.18		24/05/28 22:00:02	536,883 64,846,829.44
ALLIANT ENERGY CORP US0188021085	49.87	-0.16% -0.08		24/05/28 22:00:00	1,405,803 70,338,238.12
ALLSTATE CORP US0200021014	164.67	-0.10% -0.17		24/05/28 22:00:02	1,460,236 240,127,693.14
ALPHABET INC A US02079K3059	176.40	0.81% 1.41		24/05/28 22:00:00	20,572,157 3,621,145,173.32
ALPHABET INC. CLASS C US02079K1079	178.02	0.96% 1.69		24/05/28 22:00:00	15,655,340 2,779,606,767.65
ALTRIA GROUP INC. US02209S1033	45.48	-0.02% -0.01		24/05/28 22:00:02	7,582,616 344,320,469.98
AMAZON.COM INC. US0231351067	182.15	0.77% 1.40		24/05/28 22:00:00	29,926,963 5,422,168,802.77
AMCOR PLC JE00BJ1F3079	9.83	-1.11% -0.11		24/05/28 22:00:02	6,762,192 66,639,514.35

AMEREN CORP US0236081024	71.23	-0.15% -0.11		24/05/28 22:00:01	1,598,798 113,952,749.13
AMERICAN AIRLINES GROUP I... US02376R1023	13.44	-2.89% -0.40		24/05/28 22:00:00	32,710,288 442,465,151.44
AMERICAN ELECTRIC POWER C... US0255371017	88.62	-0.39% -0.35		24/05/28 22:00:00	2,648,422 234,827,638.60
AMERICAN EXPRESS CO US0258161092	237.25	-0.39% -0.93		24/05/28 22:00:02	2,315,401 548,843,916.78
AMERICAN INTERNATIONAL GR... US0268747849	77.36	-0.86% -0.67		24/05/28 22:00:02	3,665,262 283,272,283.43
AMERICAN TOWER CORP US03027X1000	185.03	-0.48% -0.90		24/05/28 22:00:02	1,828,433 339,563,115.84
AMERICAN WATER WORKS CORP... US0304201033	126.24	-1.55% -1.99		24/05/28 22:00:02	1,164,681 147,543,202.72
AMERIPRISE FINANCIAL INC. US03076C1062	434.97	-1.36% -6.00		24/05/28 22:00:02	544,228 237,082,415.46
AMETEK INC. US0311001004	168.31	-3.08% -5.35		24/05/28 22:00:02	1,211,820 205,138,155.50
AMGEN INC. US0311621009	300.19	-1.85% -5.65		24/05/28 22:00:00	2,636,709 791,448,822.84
AMPHENOL CORPORATION SER... US0320951017	133.98	-1.66% -2.26		24/05/28 22:00:02	4,836,397 652,774,506.24
ANALOG DEVICES INC. US0326541051	233.44	0.40% 0.93		24/05/28 22:00:00	2,673,787 622,652,587.23
ANSYS INC. US03662Q1058	328.08	-0.92% -3.03		24/05/28 22:00:00	466,658 153,090,720.06
AON PLC CLASS A IE00BLP1HW54	279.26	-0.53% -1.49		24/05/28 22:00:02	1,729,692 482,869,472.66
APA CORP. US03743Q1085	29.83	1.60% 0.47		24/05/28 22:00:00	4,687,898 139,648,037.67
APPLE INC US0378331005	189.99	0.01% 0.01		24/05/28 22:00:00	52,280,051 9,975,914,908.32
APPLIED MATERIALS INC US0382221051	221.32	0.19% 0.43		24/05/28 22:00:00	5,509,381 1,220,253,018.76
APTIV PLC JE00B783TY65	83.13	0.70% 0.58		24/05/28 22:00:02	1,963,931 163,078,854.96
ARCH CAPITAL GROUP LTD. BMG0450A1053	102.25	-1.07% -1.11		24/05/28 22:00:00	1,722,471 176,370,665.65
ARCHER DANIELS MIDLAND CO US0394831020	60.89	0.66% 0.40		24/05/28 22:00:01	2,875,778 174,911,453.77
ARISTA NETWORKS INC. US0404131064	307.49	0.31% 0.94		24/05/28 22:00:02	1,791,460 553,624,262.14
ARTHUR J GALLAGHER & CO. US3635761097	248.33	-1.48% -3.73		24/05/28 22:00:01	771,289 191,660,214.78
ASSURANT INC. US04621X1081	168.57	-0.25% -0.42		24/05/28 22:00:01	387,910 65,340,084.36
AT&T INC. US00206R1023	17.27	-1.31% -0.23		24/05/28 22:00:02	25,458,305 440,307,068.32
ATMOS ENERGY CORP US0495601058	112.04	-0.51% -0.57		24/05/28 22:00:02	1,227,250 137,769,996.07
AUTODESK INC US0527691069	210.45	-2.07% -4.44		24/05/28 22:00:00	1,845,428 388,781,738.52
AUTOMATIC DATA PROCESSING... US0530151036	243.30	-2.25% -5.60		24/05/28 22:00:00	1,483,500 361,825,432.62
AUTOZONE INC	2,800.00	0.25%		24/05/28	125,474

US0533321024		7.10		22:00:02	349,876,945.05
AVALONBAY COMMUNITIES INC...	192.25	-1.58%		24/05/28	514,357
US0534841012		-3.09		22:00:02	99,228,509.23
AVERY DENNISON CORP	224.90	-0.95%		24/05/28	380,750
US0536111091		-2.15		22:00:01	85,793,594.93
AXON ENTERPRISE INC	288.20	0.90%		24/05/28	522,224
US05464C1018		2.57		22:00:00	149,919,564.65
BAKER HUGHES INC. 'A'	32.41	0.12%		24/05/28	4,978,074
US05722G1004		0.04		22:00:00	161,371,716.08
BALL CORP	67.46	-2.06%		24/05/28	1,877,600
US0584981064		-1.42		22:00:01	127,082,918.83
BANK OF AMERICA CORP.	39.32	-0.96%		24/05/28	31,217,890
US0605051046		-0.38		22:00:02	1,229,482,285.82
BANK OF NEW YORK MELLON C...	58.24	-1.44%		24/05/28	2,402,310
US0640581007		-0.85		22:00:01	140,362,030.41
BATH & BODY WORKS INC.	48.56	0.58%		24/05/28	1,533,225
US0708301041		0.28		22:00:02	74,444,335.57
BAXTER INTERNATIONAL INC	33.85	-0.15%		24/05/28	3,571,396
US0718131099		-0.05		22:00:02	120,855,787.08
BECTON DICKINSON AND CO.	226.80	-0.87%		24/05/28	1,452,801
US0758871091		-1.99		22:00:02	329,992,866.15
BERKSHIRE HATHAWAY INC. C...	403.90	-0.86%		24/05/28	3,321,863
US0846707026		-3.51		22:00:53	1,341,495,267.87
BEST BUY CORP INC.	72.55	1.47%		24/05/28	3,371,285
US0865161014		1.05		22:00:02	244,280,469.62
BIO-RAD LABORATORIES INC.	286.09	-0.39%		24/05/28	283,707
US0905722072		-1.12		22:00:02	81,161,509.66
BIO-TECHNE CORP.	79.39	-1.73%		24/05/28	795,261
US09073M1045		-1.40		22:00:00	63,173,820.44
BIOGEN IDEC INC.	218.73	0.42%		24/05/28	633,178
US09062X1037		0.92		22:00:00	137,829,602.58
BLACKROCK INC.	771.41	-1.34%		24/05/28	636,215
US09247X1019		-10.49		22:00:02	491,238,698.58
BLACKSTONE INC.	121.21	-1.97%		24/05/28	2,927,287
US09260D1072		-2.43		22:00:02	355,810,068.17
BOEING CO., THE	175.08	0.32%		24/05/28	5,274,390
US0970231058		0.56		22:00:02	923,761,423.26
BOOKING HOLDINGS INC.	3,790.12	-0.14%		24/05/28	170,668
US09857L1089		-5.23		22:00:00	646,588,892.15
BORGWARNER INC.	35.94	0.70%		24/05/28	2,291,401
US0997241064		0.25		22:00:02	81,936,871.61
BOSTON PROPERTIES INC.	58.09	-2.06%		24/05/28	1,142,744
US1011211018		-1.22		22:00:01	66,957,746.73
BOSTON SCIENTIFIC CORP	75.17	-0.61%		24/05/28	4,252,437
US1011371077		-0.46		22:00:02	319,545,167.57
BRISTOL-MYERS SQUIBB CO.	40.49	-1.82%		24/05/28	14,674,452
US1101221083		-0.75		22:00:02	596,947,374.86
BROADCOM INC.	1,412.45	0.33%		24/05/28	2,291,886
US11135F1012		4.61		22:00:00	3,223,826,338.14
BROADRIDGE FINANCIAL SOLU...	196.23	-2.15%		24/05/28	737,428
US11133T1034		-4.31		22:00:02	145,060,586.60
BROWN & BROWN INC.	87.58	-1.99%		24/05/28	1,568,807
US1152361010		-1.78		22:00:02	137,619,414.12
BROWN-FORMAN CORP	44.88	-1.92%		24/05/28	2,703,626
US1156372096		-0.88		22:00:01	121,436,036.91

BUILDERS FIRSTSOURCE INC. US12008R1077	162.69	-4.92% -8.41		24/05/28 22:00:02	2,095,128 343,786,795.81
BUNGE GLOBAL SA CH1300646267	106.42	2.55% 2.65	█	24/05/28 22:00:02	1,695,088 179,638,296.00
C.H. ROBINSON WORLDWIDE I... US12541W2098	86.03	-0.80% -0.69		24/05/28 22:00:00	2,035,470 175,248,509.10
CADENCE DESIGN SYSTEMS IN... US1273871087	296.21	0.66% 1.93		24/05/28 22:00:00	1,479,663 437,160,878.11
CAESARS ENTERTAINMENT INC... US12769G1004	33.26	-1.10% -0.37		24/05/28 22:00:00	3,419,889 114,186,804.88
CAMDEN PROPERTY TRUST US1331311027	101.51	-2.02% -2.09		24/05/28 22:00:02	794,583 81,015,879.30
CAMPBELL SOUP COMPANY US1344291091	44.22	-2.47% -1.12		24/05/28 22:00:02	2,712,719 120,454,070.27
CAPITAL ONE FINANCIAL COR... US14040H1059	136.62	-0.73% -1.00		24/05/28 22:00:02	1,659,865 226,995,472.35
CARDINAL HEALTH INC. US14149Y1082	94.75	-1.70% -1.64		24/05/28 22:00:02	1,782,945 168,922,743.38
CARMAX INC. US1431301027	69.15	-1.04% -0.73		24/05/28 22:00:02	1,271,477 88,244,890.75
CARNIVAL CORP. PA1436583006	15.65	3.44% 0.52	█	24/05/28 22:00:02	27,374,256 425,851,248.66
CARRIER GLOBAL CORP US14448C1045	64.67	-1.49% -0.98		24/05/28 22:00:02	3,267,828 211,756,557.73
CATALENT INC. US1488061029	54.00	-1.50% -0.82		24/05/28 22:00:01	1,803,924 97,753,236.90
CATERPILLAR INC US1491231015	346.47	-0.70% -2.43		24/05/28 22:00:02	2,264,877 784,864,165.77
CBOE GLOBAL MARKETS INC. US12503M1080	178.85	-2.04% -3.73		24/05/28 22:00:00	635,747 114,041,136.76
CBRE GROUP INC US12504L1098	86.76	-0.85% -0.74		24/05/28 22:00:02	1,387,380 120,887,805.71
CDW CORP. US12514G1085	225.20	-2.54% -5.86		24/05/28 22:00:00	840,174 190,027,533.12
CELANESE CORP US1508701034	151.26	-1.05% -1.61		24/05/28 22:00:02	711,492 107,898,035.90
CENCORA INC. US03073E1055	216.21	-1.22% -2.68		24/05/28 22:00:01	1,400,875 302,657,663.32
CENTENE CORP US15135B1017	72.72	-2.56% -1.91		24/05/28 22:00:22	4,039,136 295,509,238.65
CENTERPOINT ENERGY INC. US15189T1079	29.54	0.10% 0.03		24/05/28 22:00:02	4,516,663 133,861,253.95
CF INDUSTRIES HOLDINGS IN... US1252691001	78.71	1.55% 1.20	█	24/05/28 22:00:02	1,879,012 148,003,093.78