

S&P 500

ISIN: **US78378X1072** WKN: -

Übersicht

23.04.2024 22:54:19

Kurs

5.070,55 USD

Differenz ▲ 1,20% (59,95)

Stammdaten

ISIN	US78378X1072
Symbol	SP500
Land	USA
Anzahl der enthaltenen Werte im Index	503
Index-Typ	Kursindex
Wertpapierkategorie	Index

Top 5

Name	Kurs	+ - (%)	Trend
GLOBE LIFE...	75,84	+14,23	▲
GE	162,655	+8,30	▲
AEROSPA...	147,83	+8,15	▲
GE	253,11	+7,21	▲
VERNOVA...	761,86	+6,25	▲

Intraday 1W 1M 6M 1J 3J

Flop 5

Name	Kurs	+ - (%)	Trend
LKQ CORP	41,65	-14,88	▼
MSCI INC.	446,00	-13,43	▼
NUCOR CORP	174,54	-8,92	▼
INVESCO LT...	14,58	-6,42	▼
W.R. BERKL...	79,08	-5,21	▼

Intraday 1W 1M 6M 1J 3J



Die Wertentwicklung der Vergangenheit lässt keine verlässlichen Rückschlüsse auf die zukünftige Entwicklung eines Finanzinstruments zu.

Quelle: FactSet

Aktuellstes Research

Märkte			
Datum		Überschrift	Download
19.04.2024		Week Ahead	Download
19.04.2024		Wochenausblick	Download
12.04.2024		Wochenausblick	Download
12.04.2024		Week Ahead	Download
08.04.2024		Erste Group Research	



**Nähere Infos zu den Ländern &
Regionen**

➤ Märkte nach Region

Details

23.04.2024 22:54:19

Kurs

5.070,55 USDDifferenz  1,20% (59,95)

Stammdaten

ISIN	US78378X1072
Symbol	SP500
Land	USA
Wertpapierkategorie	Index
Anzahl der enthaltenen Werte im Index	503

Marktdaten

Eröffnung	5.028,85 USD
Hoch	5.076,12 USD
Tief	5.027,96 USD
Schluss Vortag	5.010,60 USD
Volumen (Mio.)	2.311.653.512
Volumen (Stück)	11.707.290.199.149

Performance und Risiko

	6M	1J	3J
Perf (%)	+20,24%	+22,67%	+21,30%
Perf (abs.)	+853,51	+937,03	+890,38
Beta	-	-	-
Volatilität	11,72	11,93	17,48



5J

Die Wertentwicklung der Vergangenheit lässt keine verlässlichen Rückschlüsse auf die zukünftige Entwicklung eines Finanzinstruments zu.

Quelle: FactSet




























Kursdaten


















Ø Kurs 5 Tage Ø Volumen 5 Tage (Stk.)	5.016,34 USD (2.378.007.840)
Ø Kurs 30 Tage Ø Volumen 30 Tage (Stk.)	5.154,78 USD (2.318.223.964)
Ø Kurs 100 Tage Ø Volumen 100 Tage (Stk.)	4.964,39 USD (2.322.760.794)
Ø Kurs 250 Tage Ø Volumen 250 Tage	4.614,31 USD (2.285.835.406)
Hoch seit 1.1. Datum	5.264,85 USD (28.03.2024)
Tief seit 1.1. Datum	4.682,11 USD (05.01.2024)
52 Wochen Hoch Datum	5.264,85 USD (28.03.2024)
52 Wochen Tief Datum	4.048,28 USD (04.05.2023)

Enthaltene Werte

Name ISIN	Kurs	Diff % Diff /-	Performance	Datum Zeit	Gehandelte Stück Umsatz Geld
3M COMPANY US88579Y1010	92,975	0,38% 0,36		23.04.24 22:00:04	3.729.824 347.770.004,15
ABBOTT LABORATORIES US0028241000	107,59	0,49% 0,52		23.04.24 22:00:02	3.849.589 414.375.510,52
ABBVIE INC. US00287Y1091	169,52	0,97% 1,63		23.04.24 22:00:02	4.084.105 692.697.804,56
ACCENTURE PLC IE00B4BNMY34	316,68	-0,23% -0,74		23.04.24 22:00:05	2.000.291 635.113.115,50
ADOBE INC. US00724F1012	472,92	1,29% 6,03		23.04.24 22:00:05	2.205.836 1.040.559.776,73
ADVANCED MICRO DEVICES IN... US0079031078	152,24	2,42% 3,60		23.04.24 22:00:05	46.051.911 7.019.148.645,96
AES CORP US00130H1059	17,12	2,51% 0,42		23.04.24 22:00:05	5.742.388 98.458.181,35
AFLAC INC. US0010551028	83,75	0,28% 0,23		23.04.24 22:00:01	1.764.459 147.814.010,65
AGILENT TECHNOLOGIES INC. US00846U1016	139,17	3,93% 5,26		23.04.24 22:00:04	1.979.443 274.686.323,75
AIR PRODUCTS & CHEMICALS ... US0091581068	233,71	-0,28% -0,65		23.04.24 22:00:05	1.175.219 274.571.575,63
AIRBNB INC. CLASS A US0090661010	160,95	2,77% 4,34		23.04.24 22:00:00	3.455.413 553.375.707,59
AKAMAI TECHNOLOGIES INC. US00971T1016	101,73	0,84% 0,85		23.04.24 22:00:05	996.354 101.410.292,20
ALBEMARLE CORP US0126531013	114,19	1,69% 1,90		23.04.24 22:00:04	1.782.667 204.159.868,97
ALEXANDRIA REAL EST. EQU.... US0152711091	119,49	0,78% 0,92		23.04.24 22:00:01	1.239.757 148.899.928,06
ALIGN TECHNOLOGY INC. US0162551016	311,88	3,68% 11,06		23.04.24 22:00:00	621.458 192.623.162,49
ALLEGION PLC IE00BFRT3W74	126,97	1,24% 1,55		23.04.24 22:00:02	612.290 77.740.056,80
ALLIANT ENERGY CORP US0188021085	49,95	0,12% 0,06		23.04.24 22:00:06	1.644.248 82.337.348,57
ALLSTATE CORP US0200021014	175,23	-0,10% -0,18		23.04.24 22:00:06	1.410.936 247.768.572,12
ALPHABET INC A US02079K3059	158,27	1,27% 1,99		23.04.24 22:00:06	21.151.568 3.344.640.754,67
ALPHABET INC. CLASS C US02079K1079	159,92	1,25% 1,97		23.04.24 22:00:00	16.115.408 2.574.202.120,72
ALTRIA GROUP INC. US02209S1033	42,87	0,70% 0,30		23.04.24 22:00:03	18.917.203 810.951.593,39
AMAZON.COM INC. US0231351067	179,515	1,29% 2,29		23.04.24 22:00:06	37.046.519 6.613.970.930,55
AMCOR PLC JE00BJ1F3079	8,985	-0,50% -0,05		23.04.24 22:00:02	5.615.908 50.549.811,65

AMEREN CORP US0236081024	74,00	-0,51% -0,38		23.04.24 22:00:06	1.108.556 82.187.647,94
AMERICAN AIRLINES GROUP I... US02376R1023	14,22	-2,20% -0,32		23.04.24 22:00:05	40.237.307 573.970.430,81
AMERICAN ELECTRIC POWER C... US0255371017	85,545	0,76% 0,65		23.04.24 22:00:06	3.562.341 304.235.421,58
AMERICAN EXPRESS CO US0258161092	238,96	2,56% 5,96		23.04.24 22:01:09	4.684.450 1.114.583.579,68
AMERICAN INTERNATIONAL GR... US0268747849	74,95	-0,01% -0,01		23.04.24 22:00:03	3.011.245 225.909.901,56
AMERICAN TOWER CORP US03027X1000	174,22	1,11% 1,92		23.04.24 22:00:04	2.659.034 463.591.584,20
AMERICAN WATER WORKS CORP... US0304201033	119,87	0,51% 0,61		23.04.24 22:00:02	1.255.475 150.655.786,77
AMERIPRISE FINANCIAL INC. US03076C1062	407,69	-3,25% -13,69		23.04.24 22:00:02	992.009 404.877.911,62
AMETEK INC. US0311001004	179,85	1,12% 1,99		23.04.24 22:00:02	600.975 108.047.328,45
AMGEN INC. US0311621009	273,64	0,64% 1,73		23.04.24 22:00:00	2.493.321 682.126.203,96
AMPHENOL CORPORATION SER... US0320951017	114,30	2,18% 2,44		23.04.24 22:00:03	5.100.876 581.275.691,49
ANALOG DEVICES INC. US0326541051	189,99	1,98% 3,68		23.04.24 22:00:05	4.177.822 793.535.753,29
ANSYS INC. US03662Q1058	325,97	0,36% 1,16		23.04.24 22:00:00	176.310 57.537.823,09
AON PLC CLASS A IE00BLP1HW54	311,86	0,27% 0,84		23.04.24 22:00:01	620.943 193.929.371,22
APA CORP. US03743Q1085	32,07	-1,23% -0,40		23.04.24 22:00:06	6.781.874 217.866.217,66
APPLE INC US0378331005	166,82	0,59% 0,98		23.04.24 22:00:06	49.537.761 8.249.311.073,52
APPLIED MATERIALS INC US0382221051	193,24	2,00% 3,78		23.04.24 22:00:00	4.425.871 853.126.138,06
APTIV PLC JE00B783TY65	70,25	0,21% 0,15		23.04.24 22:00:02	1.902.735 134.053.446,42
ARCH CAPITAL GROUP LTD. BMG0450A1053	93,78	-0,07% -0,07		23.04.24 22:00:00	1.459.376 136.881.501,79
ARCHER DANIELS MIDLAND CO US0394831020	61,79	-1,14% -0,71		23.04.24 22:00:01	3.195.263 197.471.599,80
ARISTA NETWORKS INC. US0404131064	251,18	2,33% 5,71		23.04.24 22:00:02	2.298.000 574.007.032,12
ARTHUR J GALLAGHER & CO. US3635761097	237,87	0,15% 0,35		23.04.24 22:00:02	620.895 147.802.841,71
ASSURANT INC. US04621X1081	176,31	0,98% 1,71		23.04.24 22:00:01	264.245 46.488.649,71
AT&T INC. US00206R1023	16,50	1,16% 0,19		23.04.24 22:01:47	47.804.980 786.977.506,28
ATMOS ENERGY CORP US0495601058	117,67	-0,35% -0,41		23.04.24 22:00:01	657.470 77.496.387,70
AUTODESK INC US0527691069	217,91	0,36% 0,78		23.04.24 22:00:06	1.504.576 328.139.120,22
AUTOMATIC DATA PROCESSING... US0530151036	246,81	0,20% 0,50		23.04.24 22:00:01	1.661.848 410.422.189,11
AUTOZONE INC	2.961,04	-0,02%		23.04.24	84.470

US0533321024		-0,62		22:00:01	250.625.282,52
AVALONBAY COMMUNITIES INC...	188,69	0,97%		23.04.24	746.334
US0534841012		1,82		22:00:02	141.034.389,48
AVERY DENNISON CORP	211,30	-0,22%		23.04.24	852.613
US0536111091		-0,47		22:00:05	179.865.782,90
AXON ENTERPRISE INC	301,685	2,68%		23.04.24	486.651
US05464C1018		7,89		22:00:02	146.411.914,55
BAKER HUGHES INC. 'A'	33,02	1,73%		23.04.24	7.404.320
US05722G1004		0,56		22:00:06	243.629.607,07
BALL CORP	65,50	0,11%		23.04.24	1.297.936
US0584981064		0,07		22:00:02	85.140.176,57
BANK OF AMERICA CORP.	38,37	1,70%		23.04.24	39.180.332
US0605051046		0,64		22:00:03	1.499.035.509,03
BANK OF NEW YORK MELLON C...	57,45	0,51%		23.04.24	2.861.357
US0640581007		0,29		22:00:02	164.346.288,19
BATH & BODY WORKS INC.	45,12	2,69%		23.04.24	1.981.814
US0708301041		1,18		22:00:05	89.549.977,59
BAXTER INTERNATIONAL INC	41,02	1,53%		23.04.24	2.646.343
US0718131099		0,62		22:00:02	108.374.673,80
BECTON DICKINSON AND CO.	234,28	0,17%		23.04.24	800.508
US0758871091		0,40		22:00:05	187.734.887,28
BERKSHIRE HATHAWAY INC. C...	408,74	-0,01%		23.04.24	2.288.595
US0846707026		-0,04		22:00:58	934.628.159,80
BEST BUY CORP INC.	75,05	-0,09%		23.04.24	2.412.086
US0865161014		-0,07		22:00:05	181.489.491,41
BIO-RAD LABORATORIES INC.	285,28	1,84%		23.04.24	250.549
US0905722072		5,15		22:00:01	71.976.605,43
BIO-TECHNE CORP.	63,69	1,42%		23.04.24	1.217.190
US09073M1045		0,89		22:00:00	77.830.468,75
BIOGEN IDEC INC.	193,18	-0,48%		23.04.24	1.461.694
US09062X1037		-0,93		22:00:00	283.194.029,36
BLACKROCK INC.	766,62	0,86%		23.04.24	460.957
US09247X1019		6,51		22:00:01	353.272.710,23
BLACKSTONE INC.	124,23	1,75%		23.04.24	3.379.225
US09260D1072		2,14		22:00:03	421.165.248,84
BOEING CO., THE	169,08	-0,82%		23.04.24	7.632.123
US0970231058		-1,40		22:00:06	1.291.777.901,30
BOOKING HOLDINGS INC.	3.531,95	1,99%		23.04.24	152.220
US09857L1089		68,95		22:00:00	536.403.108,46
BORGWARNER INC.	33,34	0,76%		23.04.24	1.922.768
US0997241064		0,25		22:00:02	63.865.689,41
BOSTON PROPERTIES INC.	62,93	2,59%		23.04.24	1.600.322
US1011211018		1,59		22:00:01	101.364.681,92
BOSTON SCIENTIFIC CORP	68,99	1,43%		23.04.24	9.075.682
US1011371077		0,97		22:00:05	623.291.407,70
BRISTOL-MYERS SQUIBB CO.	48,99	-0,31%		23.04.24	9.153.290
US1101221083		-0,15		22:00:02	449.781.553,09
BROADCOM INC.	1.248,70	1,98%		23.04.24	2.202.513
US11135F1012		24,24		22:00:04	2.747.648.766,05
BROADRIDGE FINANCIAL SOLU...	195,91	0,86%		23.04.24	350.594
US11133T1034		1,68		22:00:02	68.544.246,73
BROWN & BROWN INC.	82,93	0,52%		23.04.24	1.902.841
US1152361010		0,43		22:00:02	157.552.606,70
BROWN-FORMAN CORP	49,39	0,49%		23.04.24	1.420.112
US1156372096		0,24		22:00:02	70.008.846,75

BUILDERS FIRSTSOURCE INC. US12008R1077	187,24	5,07% 9,03		23.04.24 22:00:01	1.912.026 355.091.028,63
BUNGE GLOBAL SA CH1300646267	109,62	-0,12% -0,13		23.04.24 22:00:02	2.059.642 225.657.503,23
C.H. ROBINSON WORLDWIDE I... US12541W2098	70,35	-0,58% -0,41		23.04.24 22:00:05	843.226 59.538.803,97
CADENCE DESIGN SYSTEMS IN... US1273871087	281,76	-1,14% -3,26		23.04.24 22:00:00	4.681.906 1.313.894.851,47
CAESARS ENTERTAINMENT INC... US12769G1004	39,12	1,82% 0,70		23.04.24 22:00:00	1.975.455 77.302.546,97
CAMDEN PROPERTY TRUST US1331311027	98,60	0,54% 0,53		23.04.24 22:00:02	820.105 80.984.356,99
CAMPBELL SOUP COMPANY US1344291091	44,96	-0,35% -0,16		23.04.24 22:00:02	2.396.137 108.159.578,86
CAPITAL ONE FINANCIAL COR... US14040H1059	147,90	0,44% 0,65		23.04.24 22:00:03	2.503.162 371.472.700,95
CARDINAL HEALTH INC. US14149Y1082	103,37	0,53% 0,54		23.04.24 22:00:03	2.477.426 255.469.078,83
CARMAX INC. US1431301027	69,68	2,65% 1,80		23.04.24 22:00:05	1.563.135 108.713.378,13
CARNIVAL CORP. PA1436583006	14,79	3,57% 0,51		23.04.24 22:00:06	25.455.349 375.176.113,75
CARRIER GLOBAL CORP US14448C1045	55,165	2,88% 1,55		23.04.24 22:00:05	6.389.205 350.903.167,12
CATALENT INC. US1488061029	56,03	-0,04% -0,02		23.04.24 22:00:01	1.575.946 88.254.882,11
CATERPILLAR INC US1491231015	363,25	1,58% 5,64		23.04.24 22:00:02	1.810.693 657.556.682,77
CBOE GLOBAL MARKETS INC. US12503M1080	178,61	-0,77% -1,38		23.04.24 22:00:01	641.153 114.664.233,97
CBRE GROUP INC US12504L1098	87,10	1,23% 1,06		23.04.24 22:00:05	2.304.409 200.958.398,67
CDW CORP. US12514G1085	240,47	1,19% 2,83		23.04.24 22:00:00	477.963 114.883.272,93
CELANESE CORP US1508701034	156,09	0,74% 1,15		23.04.24 22:00:05	474.277 74.018.711,08
CENCORA INC. US03073E1055	237,715	0,37% 0,87		23.04.24 22:00:06	1.430.856 340.109.735,29
CENTENE CORP US15135B1017	75,83	0,33% 0,25		23.04.24 22:00:03	1.655.534 125.740.281,75
CENTERPOINT ENERGY INC. US15189T1079	28,73	-0,17% -0,05		23.04.24 22:00:04	2.588.048 74.479.872,91
CERIDIAN HCM HOLDING INC. US15677J1088	59,26	0,53% 0,31		23.04.24 22:00:05	1.394.743 82.440.207,14