

S&P 500

ISIN: **US78378X1072** WKN: -

Übersicht

22.04.2024 23:22:01

Kurs

5.010,60 USD

Differenz ▲ 0,87% (43,37)

Stammdaten

ISIN	US78378X1072
Symbol	SP500
Land	USA
Anzahl der enthaltenen Werte im Index	503
Index-Typ	Kursindex
Wertpapierkategorie	Index

Top 5

Name	Kurs	+ - (%)	Trend
FORD MOTOR...	12,88	+6,10	▲
UNITED AIR...	53,94	+4,98	▲
NVIDIA COR...	795,18	+4,35	▲
ENPHASE EN...	110,51	+3,78	▲
DAVITA INC...	132,52	+3,68	▲

Intraday 1W 1M 6M 1J 3J

Flop 5

Name	Kurs	+ - (%)	Trend
CARDINAL H...	102,83	-4,95	▼
VERIZON CO...	38,60	-4,67	▼
NEWMONT CO...	37,46	-4,00	▼
TESLA INC.	142,05	-3,40	▼
UNITEDHEAL...	491,23	-1,98	▼

Intraday 1W 1M 6M 1J 3J



Die Wertentwicklung der Vergangenheit lässt keine verlässlichen Rückschlüsse auf die zukünftige Entwicklung eines Finanzinstruments zu.
Quelle: FactSet

Aktuellstes Research

Märkte			
Datum		Überschrift	Download
19.04.2024		Week Ahead	Download
19.04.2024		Wochenausblick	Download
12.04.2024		Wochenausblick	Download
12.04.2024		Week Ahead	Download
08.04.2024		Erste Group Research	

**Nähere Infos zu den Ländern &
Regionen**

➤ Märkte nach Region

Details

22.04.2024 23:22:01

Kurs

5.010,60 USDDifferenz  0,87% (43,37)

Stammdaten

ISIN	US78378X1072
Symbol	SP500
Land	USA
Wertpapierkategorie	Index
Anzahl der enthaltenen Werte im Index	503

Marktdaten

Eröffnung	4.987,33 USD
Hoch	5.038,84 USD
Tief	4.969,40 USD
Schluss Vortag	4.967,23 USD
Volumen (Mio.)	2.348.891.195
Volumen (Stück)	11.754.312.400.431

Performance und Risiko

	6M	1J	3J
Perf (%)	+18,62%	+21,22%	+21,18%
Perf (abs.)	+786,44	+877,08	+875,62
Beta	-	-	-
Volatilität	11,66	11,90	17,47



5J

Die Wertentwicklung der Vergangenheit lässt keine verlässlichen Rückschlüsse auf die zukünftige Entwicklung eines Finanzinstruments zu.

Quelle: FactSet

Kursdaten























Ø Kurs 5 Tage Ø Volumen 5 Tage (Stk.)	5.012,51 USD (2.382.491.521)
Ø Kurs 30 Tage Ø Volumen 30 Tage (Stk.)	5.158,39 USD (2.317.646.151)
Ø Kurs 100 Tage Ø Volumen 100 Tage (Stk.)	4.959,10 USD (2.322.867.477)
Ø Kurs 250 Tage Ø Volumen 250 Tage	4.610,35 USD (2.284.843.589)
Hoch seit 1.1. Datum	5.264,85 USD (28.03.2024)
Tief seit 1.1. Datum	4.682,11 USD (05.01.2024)
52 Wochen Hoch Datum	5.264,85 USD (28.03.2024)
52 Wochen Tief Datum	4.048,28 USD (04.05.2023)

Enthaltene Werte

Name ISIN	Kurs	Diff % Diff /-	Performance	Datum Zeit	Gehandelte Stück Umsatz Geld
3M COMPANY US88579Y1010	92,62	0,38% 0,35		22.04.24 22:00:02	2.992.931 276.552.901,79
ABBOTT LABORATORIES US0028241000	107,07	-0,20% -0,21		22.04.24 22:00:02	4.948.315 530.237.090,75
ABBVIE INC. US00287Y1091	167,89	0,89% 1,48		22.04.24 22:00:02	5.580.685 938.677.476,46
ACCENTURE PLC IE00B4BNMY34	317,42	0,17% 0,54		22.04.24 22:00:02	2.433.374 772.020.337,82
ADOBE INC. US00724F1012	466,89	0,40% 1,87		22.04.24 22:00:00	2.604.256 1.213.908.765,50
ADVANCED MICRO DEVICES IN... US0079031078	148,64	1,36% 2,00		22.04.24 22:00:00	49.397.034 7.305.277.960,01
AES CORP US00130H1059	16,70	1,83% 0,30		22.04.24 22:00:02	6.514.883 108.097.171,34
AFLAC INC. US0010551028	83,52	0,35% 0,29		22.04.24 22:00:02	1.809.298 151.208.920,35
AGILENT TECHNOLOGIES INC. US00846U1016	133,91	0,89% 1,18		22.04.24 22:00:02	850.521 113.838.635,76
AIR PRODUCTS & CHEMICALS ... US0091581068	234,36	1,17% 2,72		22.04.24 22:00:01	1.591.168 370.311.221,81
AIRBNB INC. CLASS A US0090661010	156,61	1,03% 1,60		22.04.24 22:00:00	3.029.952 472.939.048,84
AKAMAI TECHNOLOGIES INC. US00971T1016	100,88	-0,61% -0,62		22.04.24 22:00:00	1.193.123 120.562.622,54
ALBEMARLE CORP US0126531013	112,29	0,12% 0,14		22.04.24 22:00:01	2.281.919 254.463.776,37
ALEXANDRIA REAL EST. EQU.... US0152711091	118,57	2,49% 2,88		22.04.24 22:00:01	1.050.274 123.832.585,30
ALIGN TECHNOLOGY INC. US0162551016	300,82	0,62% 1,84		22.04.24 22:00:00	446.836 134.463.718,92
ALLEGION PLC IE00BFRT3W74	125,42	0,17% 0,21		22.04.24 22:00:02	704.895 88.582.786,91
ALLIANT ENERGY CORP US0188021085	49,89	0,14% 0,07		22.04.24 22:00:00	1.457.393 72.625.516,12
ALLSTATE CORP US0200021014	175,41	1,42% 2,45		22.04.24 22:00:01	1.698.321 297.255.200,40
ALPHABET INC A US02079K3059	156,28	1,42% 2,19		22.04.24 22:00:00	26.446.206 4.126.252.172,41
ALPHABET INC. CLASS C US02079K1079	157,95	1,43% 2,23		22.04.24 22:00:00	17.243.870 2.717.802.176,69
ALTRIA GROUP INC. US02209S1033	42,57	1,14% 0,48		22.04.24 22:02:02	10.775.658 457.634.264,86
AMAZON.COM INC. US0231351067	177,23	1,49% 2,60		22.04.24 22:00:00	37.924.890 6.702.218.079,14
AMCOR PLC JE00BJ1F3079	9,03	0,67% 0,06		22.04.24 22:00:02	5.365.094 48.426.920,72

AMEREN CORP US0236081024	74,38	0,68% 0,50	█	22.04.24 22:00:02	1.480.237 109.966.467,90
AMERICAN AIRLINES GROUP I... US02376R1023	14,54	3,05% 0,43	█	22.04.24 22:00:00	27.763.765 401.389.360,22
AMERICAN ELECTRIC POWER C... US0255371017	84,90	0,83% 0,70	█	22.04.24 22:00:00	2.400.890 203.452.991,64
AMERICAN EXPRESS CO US0258161092	233,00	0,85% 1,96	█	22.04.24 22:01:19	5.151.299 1.194.954.428,60
AMERICAN INTERNATIONAL GR... US0268747849	74,96	0,98% 0,73	█	22.04.24 22:00:01	2.769.854 207.349.989,32
AMERICAN TOWER CORP US03027X1000	172,30	0,58% 1,00	█	22.04.24 22:00:01	2.603.759 447.990.893,04
AMERICAN WATER WORKS CORP... US0304201033	119,26	0,62% 0,74	█	22.04.24 22:00:02	1.247.628 148.695.912,62
AMERIPRISE FINANCIAL INC. US03076C1062	421,38	1,05% 4,37	█	22.04.24 22:00:01	538.086 226.747.859,55
AMETEK INC. US0311001004	177,86	0,09% 0,16	█	22.04.24 22:00:02	642.997 114.542.659,99
AMGEN INC. US0311621009	271,91	1,11% 2,98	█	22.04.24 22:00:00	2.165.755 588.612.787,28
AMPHENOL CORPORATION SER.... US0320951017	111,86	1,53% 1,69	█	22.04.24 22:00:02	3.274.893 365.343.723,19
ANALOG DEVICES INC. US0326541051	186,31	1,61% 2,95	█	22.04.24 22:00:00	3.557.814 662.719.140,24
ANSYS INC. US03662Q1058	324,81	0,84% 2,70	█	22.04.24 22:00:00	266.007 86.336.806,39
AON PLC CLASS A IE00BLP1HW54	311,02	0,27% 0,83	█	22.04.24 22:00:02	938.441 292.093.174,76
APA CORP. US03743Q1085	32,47	0,34% 0,11	█	22.04.24 22:00:00	4.376.121 141.732.153,03
APPLE INC US0378331005	165,84	0,51% 0,84	█	22.04.24 22:00:00	48.116.443 7.985.309.450,47
APPLIED MATERIALS INC US0382221051	189,46	-0,16% -0,31	█	22.04.24 22:00:00	7.149.843 1.353.429.273,94
APTIV PLC JE00B783TY65	70,10	0,67% 0,47	█	22.04.24 22:00:02	1.883.810 131.889.115,84
ARCH CAPITAL GROUP LTD. BMG0450A1053	93,85	0,99% 0,92	█	22.04.24 22:00:00	1.276.015 119.829.557,30
ARCHER DANIELS MIDLAND CO US0394831020	62,50	-0,16% -0,10	█	22.04.24 22:00:02	3.169.848 197.911.807,57
ARISTA NETWORKS INC. US0404131064	245,47	-0,25% -0,62	█	22.04.24 22:00:02	3.412.185 833.083.232,60
ARTHUR J GALLAGHER & CO. US3635761097	237,52	0,40% 0,95	█	22.04.24 22:00:01	707.120 168.551.269,90
ASSURANT INC. US04621X1081	174,60	0,44% 0,77	█	22.04.24 22:00:01	323.602 56.460.289,17
AT&T INC. US00206R1023	16,31	-1,21% -0,20	█	22.04.24 22:01:52	54.178.101 884.366.370,02
ATMOS ENERGY CORP US0495601058	118,08	0,75% 0,88	█	22.04.24 22:00:02	603.823 71.192.168,32
AUTODESK INC US0527691069	217,13	0,29% 0,63	█	22.04.24 22:00:00	1.776.476 385.240.585,59
AUTOMATIC DATA PROCESSING... US0530151036	246,31	1,23% 3,00	█	22.04.24 22:00:00	1.329.014 327.028.388,54
AUTOZONE INC	2.961,66	-0,80%	█	22.04.24	167.608

US0533321024		-23,88		22:00:01	497.592.169,75
AVALONBAY COMMUNITIES INC...	186,87	1,49%	█	22.04.24	633.780
US0534841012		2,74		22:00:02	118.276.335,37
AVERY DENNISON CORP	211,77	0,09%		22.04.24	428.356
US0536111091		0,20		22:00:01	90.772.011,53
AXON ENTERPRISE INC	293,80	0,07%		22.04.24	513.484
US05464C1018		0,20		22:00:00	150.958.687,67
BAKER HUGHES INC. 'A'	32,46	-0,43%		22.04.24	4.991.558
US05722G1004		-0,14		22:00:00	161.920.192,18
BALL CORP	65,43	0,74%		22.04.24	1.877.040
US0584981064		0,48		22:00:01	122.683.407,92
BANK OF AMERICA CORP.	37,73	2,06%	█	22.04.24	43.867.084
US0605051046		0,76		22:00:01	1.647.459.180,01
BANK OF NEW YORK MELLON C...	57,16	1,55%	█	22.04.24	2.936.327
US0640581007		0,87		22:00:02	167.573.848,36
BATH & BODY WORKS INC.	43,94	-0,11%		22.04.24	2.437.631
US0708301041		-0,05		22:00:01	107.440.603,16
BAXTER INTERNATIONAL INC	40,40	2,36%	█	22.04.24	3.272.883
US0718131099		0,93		22:00:01	132.123.758,09
BECTON DICKINSON AND CO.	233,88	-0,10%		22.04.24	768.416
US0758871091		-0,24		22:00:02	180.083.949,10
BERKSHIRE HATHAWAY INC. C...	408,78	0,91%	█	22.04.24	2.981.614
US0846707026		3,70		22:01:32	1.218.006.907,41
BEST BUY CORP INC.	75,12	-1,35%		22.04.24	2.504.837
US0865161014		-1,03		22:00:02	188.549.705,26
BIO-RAD LABORATORIES INC.	280,13	0,14%		22.04.24	217.079
US0905722072		0,40		22:00:01	60.908.428,17
BIO-TECHNE CORP.	62,80	1,09%	█	22.04.24	829.547
US09073M1045		0,68		22:00:00	52.176.588,60
BIOGEN IDEC INC.	194,11	-0,14%		22.04.24	1.119.536
US09062X1037		-0,27		22:00:00	217.423.652,66
BLACKROCK INC.	760,11	1,35%	█	22.04.24	617.165
US09247X1019		10,13		22:00:02	468.109.213,88
BLACKSTONE INC.	122,09	3,12%	█	22.04.24	3.290.887
US09260D1072		3,69		22:00:02	399.284.585,59
BOEING CO., THE	170,48	0,39%		22.04.24	4.724.887
US0970231058		0,66		22:00:01	804.734.853,18
BOOKING HOLDINGS INC.	3.463,00	1,41%	█	22.04.24	202.419
US09857L1089		48,18		22:00:00	700.269.802,28
BORGWARNER INC.	33,09	0,88%	█	22.04.24	1.915.574
US0997241064		0,29		22:00:01	63.431.101,02
BOSTON PROPERTIES INC.	61,34	1,89%	█	22.04.24	1.159.551
US1011211018		1,14		22:00:02	70.951.224,18
BOSTON SCIENTIFIC CORP	68,02	1,02%	█	22.04.24	7.659.790
US1011371077		0,69		22:00:02	519.985.636,87
BRISTOL-MYERS SQUIBB CO.	49,14	0,43%		22.04.24	7.929.534
US1101221083		0,21		22:00:02	390.222.132,03
BROADCOM INC.	1.224,46	1,64%	█	22.04.24	2.516.218
US11135F1012		19,75		22:00:00	3.068.077.897,05
BROADRIDGE FINANCIAL SOLU...	194,23	0,44%		22.04.24	321.616
US11133T1034		0,85		22:00:02	62.472.155,63
BROWN & BROWN INC.	82,50	0,40%		22.04.24	1.546.353
US1152361010		0,33		22:00:01	127.788.830,19
BROWN-FORMAN CORP	49,15	0,18%		22.04.24	1.678.976
US1156372096		0,09		22:00:01	82.411.204,39

BUILDERS FIRSTSOURCE INC. US12008R1077	178,21	0,67% 1,18		22.04.24 22:00:02	1.217.361 216.684.355,04
BUNGE GLOBAL SA CH1300646267	109,75	0,21% 0,23		22.04.24 22:00:02	1.598.982 175.405.605,28
C.H. ROBINSON WORLDWIDE I... US12541W2098	70,76	-0,65% -0,46		22.04.24 22:00:00	1.344.555 95.427.377,92
CADENCE DESIGN SYSTEMS IN... US1273871087	285,02	1,70% 4,77		22.04.24 22:00:00	2.781.607 779.418.076,84
CAESARS ENTERTAINMENT INC... US12769G1004	38,42	0,58% 0,22		22.04.24 22:00:00	4.321.780 165.594.767,72
CAMDEN PROPERTY TRUST US1331311027	98,07	1,85% 1,78		22.04.24 22:00:02	537.276 52.488.166,92
CAMPBELL SOUP COMPANY US1344291091	45,12	2,08% 0,92		22.04.24 22:00:02	2.597.674 116.724.788,83
CAPITAL ONE FINANCIAL COR... US14040H1059	147,25	3,04% 4,34		22.04.24 22:00:02	2.875.531 420.419.777,67
CARDINAL HEALTH INC. US14149Y1082	102,83	-4,95% -5,36		22.04.24 22:00:02	5.287.253 543.600.836,01
CARMAX INC. US1431301027	67,88	-0,67% -0,46		22.04.24 22:00:02	1.884.367 127.914.752,68
CARNIVAL CORP. PA1436583006	14,28	1,13% 0,16		22.04.24 22:00:02	24.348.312 347.331.192,90
CARRIER GLOBAL CORP US14448C1045	53,62	0,17% 0,09		22.04.24 22:00:02	6.856.023 369.737.552,98
CATALENT INC. US1488061029	56,05	1,03% 0,57		22.04.24 22:00:01	1.812.494 101.579.360,45
CATERPILLAR INC US1491231015	357,61	0,83% 2,95		22.04.24 22:00:02	2.085.356 746.670.299,00
CBOE GLOBAL MARKETS INC. US12503M1080	179,99	-0,48% -0,86		22.04.24 22:00:00	585.592 105.657.798,42
CBRE GROUP INC US12504L1098	86,04	1,34% 1,14		22.04.24 22:00:02	1.778.889 152.806.222,84
CDW CORP. US12514G1085	237,64	0,79% 1,86		22.04.24 22:00:00	526.072 124.892.712,89
CELANESE CORP US1508701034	154,94	0,32% 0,49		22.04.24 22:00:02	430.012 66.788.074,99
CENCORA INC. US03073E1055	236,85	-0,95% -2,28		22.04.24 22:00:02	2.287.125 542.043.922,44
CENTENE CORP US15135B1017	75,58	0,57% 0,43		22.04.24 22:00:02	2.479.640 188.005.061,44
CENTERPOINT ENERGY INC. US15189T1079	28,78	0,88% 0,25		22.04.24 22:00:02	2.982.953 85.822.061,17
CERIDIAN HCM HOLDING INC. US15677J1088	58,95	0,34% 0,20		22.04.24 22:00:02	1.458.651 85.820.308,16