

## S&amp;P 500

ISIN: US78378X1072 WKN: -

## Übersicht

19.04.2024 23:23:18

Kurs

**4.967,23** USDDifferenz  -0,88% (-43,89)

## Stammdaten

ISIN	US78378X1072
Symbol	SP500
Land	USA
Anzahl der enthaltenen Werte im Index	503
Index-Typ	Kursindex
Wertpapierkategorie	Index

## Top 5

Name	Kurs	+ - (%)	Trend
PARAMOUNT ...	12,44	+13,40	
AMERICAN E...	231,04	+6,23	
FIFTH THIR...	36,25	+5,93	
WALGREENS ...	18,24	+3,70	
KINDER MOR...	18,84	+3,46	

Intraday 1W 1M 6M 1J 3J

## Flop 5

Name	Kurs	+ - (%)	Trend
SUPER MICR...	713,65	-23,14	
NVIDIA COR...	762,00	-10,00	
NETFLIX IN...	555,04	-9,09	
JABIL INC.	118,75	-8,36	
ADVANCED M...	146,64	-5,44	

Intraday 1W 1M 6M 1J 3J



Nähere Infos zu den Ländern &amp;

5J



Die Wertentwicklung der Vergangenheit lässt keine verlässlichen Rückschlüsse auf die zukünftige Entwicklung eines Finanzinstruments zu.

Quelle: FactSet

## Aktuellstes Research

## Märkte

Datum	Überschrift	Download
19.04.2024	 Week Ahead	
19.04.2024	 Wochenausblick	
12.04.2024	 Wochenausblick	
12.04.2024	 Week Ahead	
08.04.2024	 Erste Group Research	

**Regionen**

➤ **Märkte nach Region**

## Details

19.04.2024 23:23:18

Kurs

**4.967,23** USDDifferenz  -0,88% (-43,89)

## Stammdaten

ISIN	US78378X1072
Symbol	SP500
Land	USA
Wertpapierkategorie	Index
Anzahl der enthaltenen Werte im Index	503

## Marktdaten

Eröffnung	5.005,44 USD
Hoch	5.019,02 USD
Tief	4.953,56 USD
Schluss Vortag	5.011,12 USD
Volumen (Mio.)	2.733.302.804
Volumen (Stück)	13.626.880.364.276

## Performance und Risiko

	6M	1J	3J
Perf (%)	+16,14%	+20,61%	+19,73%
Perf (abs.)	+696,52	+856,25	+825,65
Beta	-	-	-
Volatilität	11,70	11,83	17,47



5J

Die Wertentwicklung der Vergangenheit lässt keine verlässlichen Rückschlüsse auf die zukünftige Entwicklung eines Finanzinstruments zu.

Quelle: FactSet

























## Kursdaten

Ø Kurs 5 Tage   Ø Volumen 5 Tage (Stk.)	5.053,99 USD (2.309.061.112)
Ø Kurs 30 Tage   Ø Volumen 30 Tage (Stk.)	5.167,49 USD (2.302.825.069)
Ø Kurs 100 Tage   Ø Volumen 100 Tage (Stk.)	4.950,53 USD (2.321.758.440)
Ø Kurs 250 Tage   Ø Volumen 250 Tage	4.603,25 USD (2.282.787.355)
Hoch seit 1.1.   Datum	5.264,85 USD (28.03.2024)
Tief seit 1.1.   Datum	4.682,11 USD (05.01.2024)
52 Wochen Hoch   Datum	5.264,85 USD (28.03.2024)
52 Wochen Tief   Datum	4.048,28 USD (04.05.2023)

## Enthaltene Werte

Name ISIN	Kurs	Diff % Diff /-	Performance	Datum Zeit	Gehandelte Stück Umsatz Geld
3M COMPANY US88579Y1010	92,27	0,86% 0,79		19.04.24 22:01:52	3.587.985 330.052.416,32
ABBOTT LABORATORIES US0028241000	107,28	1,91% 2,01		19.04.24 22:01:13	10.520.743 1.126.900.937,87
ABBVIE INC. US00287Y1091	166,41	1,06% 1,75		19.04.24 22:00:02	5.532.304 917.676.851,93
ACCENTURE PLC IE00B4BNMY34	316,88	0,28% 0,88		19.04.24 22:00:01	3.381.506 1.070.299.667,08
ADOBE INC. US00724F1012	465,02	-1,72% -8,16		19.04.24 22:00:00	3.280.162 1.530.652.621,18
ADVANCED MICRO DEVICES IN... US0079031078	146,64	-5,44% -8,44		19.04.24 22:00:00	71.191.701 10.619.679.578,85
AES CORP US00130H1059	16,40	0,80% 0,13		19.04.24 22:00:01	7.100.565 116.123.815,30
AFLAC INC. US0010551028	83,23	2,78% 2,25		19.04.24 22:00:01	6.558.434 545.054.249,81
AGILENT TECHNOLOGIES INC. US00846U1016	132,73	0,22% 0,29		19.04.24 22:00:02	1.303.352 173.180.051,98
AIR PRODUCTS & CHEMICALS ... US0091581068	231,64	-0,59% -1,38		19.04.24 22:00:02	1.797.137 418.656.069,39
AIRBNB INC. CLASS A US0090661010	155,01	-3,18% -5,09		19.04.24 22:00:00	3.902.482 611.102.130,79
AKAMAI TECHNOLOGIES INC. US00971T1016	101,50	0,76% 0,77		19.04.24 22:00:00	1.312.942 133.110.210,33
ALBEMARLE CORP US0126531013	112,15	0,31% 0,35		19.04.24 22:00:02	1.975.583 222.950.656,30
ALEXANDRIA REAL EST. EQU.... US0152711091	115,69	-0,70% -0,82		19.04.24 22:00:01	951.501 110.524.487,73
ALIGN TECHNOLOGY INC. US0162551016	298,98	-0,78% -2,36		19.04.24 22:00:00	517.131 154.955.753,82
ALLEGION PLC IE00BFRT3W74	125,21	0,30% 0,37		19.04.24 22:00:02	328.253 41.122.395,32
ALLIANT ENERGY CORP US0188021085	49,82	2,01% 0,98		19.04.24 22:00:00	1.382.464 68.707.142,92
ALLSTATE CORP US0200021014	172,96	2,28% 3,85		19.04.24 22:00:01	2.367.855 408.974.408,78
ALPHABET INC A US02079K3059	154,09	-1,23% -1,92		19.04.24 22:00:00	32.582.203 5.024.523.843,47
ALPHABET INC. CLASS C US02079K1079	155,72	-1,11% -1,74		19.04.24 22:00:00	21.453.922 3.342.424.865,78
ALTRIA GROUP INC. US02209S1033	42,09	1,91% 0,79		19.04.24 22:01:34	22.313.356 938.017.925,97
AMAZON.COM INC. US0231351067	174,63	-2,56% -4,59		19.04.24 22:00:00	55.938.306 9.819.032.881,80
AMCOR PLC JE00BJ1F3079	8,97	0,79% 0,07		19.04.24 22:00:02	6.437.411 57.803.162,16

AMEREN CORP US0236081024	73,88	1,89% 1,37	■	19.04.24 22:00:01	1.266.327 93.386.082,97
AMERICAN AIRLINES GROUP I... US02376R1023	14,11	0,64% 0,09	■	19.04.24 22:00:00	27.381.824 387.184.930,04
AMERICAN ELECTRIC POWER C... US0255371017	84,20	1,99% 1,64	■	19.04.24 22:00:00	5.406.059 455.366.000,14
AMERICAN EXPRESS CO US0258161092	231,04	6,23% 13,54	■	19.04.24 22:01:05	7.571.925 1.724.502.492,74
AMERICAN INTERNATIONAL GR... US0268747849	74,23	1,70% 1,24	■	19.04.24 22:00:02	3.509.653 260.159.796,61
AMERICAN TOWER CORP US03027X1000	171,30	0,18% 0,30	■	19.04.24 22:00:02	2.867.313 491.341.068,88
AMERICAN WATER WORKS CORP... US0304201033	118,52	1,00% 1,17	■	19.04.24 22:00:02	1.874.308 222.245.155,71
AMERIPRISE FINANCIAL INC. US03076C1062	417,01	1,06% 4,38	■	19.04.24 22:00:02	1.159.111 482.683.459,13
AMETEK INC. US0311001004	177,70	0,24% 0,43	■	19.04.24 22:00:01	806.642 143.257.870,82
AMGEN INC. US0311621009	268,93	2,35% 6,18	■	19.04.24 22:00:00	3.379.996 903.978.765,55
AMPHENOL CORPORATION SER... US0320951017	110,17	-0,64% -0,71	■	19.04.24 22:00:02	3.769.033 415.954.737,88
ANALOG DEVICES INC. US0326541051	183,36	-2,25% -4,22	■	19.04.24 22:00:00	4.080.470 774.798.509,57
ANSYS INC. US03662Q1058	322,11	-0,74% -2,39	■	19.04.24 22:00:00	422.964 136.376.490,71
AON PLC CLASS A IE00BLP1HW54	310,19	0,48% 1,49	■	19.04.24 22:00:02	823.325 255.326.291,06
APA CORP. US03743Q1085	32,36	0,56% 0,18	■	19.04.24 22:00:00	4.813.301 156.408.356,92
APPLE INC US0378331005	165,00	-1,22% -2,04	■	19.04.24 22:00:00	67.756.706 11.189.929.604,66
APPLIED MATERIALS INC US0382221051	189,77	-2,34% -4,55	■	19.04.24 22:00:00	6.492.257 1.238.100.460,39
APTIV PLC JE00B783TY65	69,63	0,45% 0,31	■	19.04.24 22:00:02	1.867.513 129.862.303,24
ARCH CAPITAL GROUP LTD. BMG0450A1053	92,93	1,69% 1,54	■	19.04.24 22:00:00	1.527.561 141.472.864,84
ARCHER DANIELS MIDLAND CO US0394831020	62,60	1,43% 0,88	■	19.04.24 22:00:02	7.986.929 499.704.324,63
ARISTA NETWORKS INC. US0404131064	246,09	-4,32% -11,10	■	19.04.24 22:00:02	2.955.481 736.671.570,24
ARTHUR J GALLAGHER & CO. US3635761097	236,57	1,10% 2,58	■	19.04.24 22:00:02	984.296 232.243.722,78
ASSURANT INC. US04621X1081	173,83	1,72% 2,94	■	19.04.24 22:00:01	259.539 44.952.240,80
AT&T INC. US00206R1023	16,51	1,10% 0,18	■	19.04.24 22:01:44	45.812.012 751.535.943,54
ATMOS ENERGY CORP US0495601058	117,20	2,30% 2,63	■	19.04.24 22:00:01	1.108.333 129.374.596,26
AUTODESK INC US0527691069	216,50	2,79% 5,87	■	19.04.24 22:00:00	3.157.438 679.946.015,28
AUTOMATIC DATA PROCESSING... US0530151036	243,31	0,55% 1,32	■	19.04.24 22:00:00	1.638.658 398.596.092,72
AUTOZONE INC	2.985,54	0,42%	■	19.04.24	114.397

US0533321024		12,37		22:00:02	341.665.767,82
AVALONBAY COMMUNITIES INC...	184,13	1,16%		19.04.24	543.042
US0534841012		2,11		22:00:02	99.844.375,88
AVERY DENNISON CORP	211,57	1,06%		19.04.24	618.567
US0536111091		2,22		22:00:01	130.682.656,95
AXON ENTERPRISE INC	293,605	-1,34%		19.04.24	551.274
US05464C1018		-3,99		22:00:00	162.013.131,41
BAKER HUGHES INC. 'A'	32,60	1,24%		19.04.24	7.513.465
US05722G1004		0,40		22:00:00	244.344.431,95
BALL CORP	64,95	0,93%		19.04.24	1.513.650
US0584981064		0,60		22:00:02	98.176.787,41
BANK OF AMERICA CORP.	36,97	3,35%		19.04.24	56.232.269
US0605051046		1,20		22:00:02	2.072.046.380,68
BANK OF NEW YORK MELLON C...	56,29	1,88%		19.04.24	4.420.726
US0640581007		1,04		22:00:02	248.310.192,38
BATH & BODY WORKS INC.	43,99	0,30%		19.04.24	2.197.977
US0708301041		0,13		22:00:02	96.618.117,44
BAXTER INTERNATIONAL INC	39,47	-0,45%		19.04.24	2.806.349
US0718131099		-0,18		22:00:01	111.084.116,27
BECTON DICKINSON AND CO.	234,12	0,42%		19.04.24	1.265.166
US0758871091		0,97		22:00:02	296.454.708,81
BERKSHIRE HATHAWAY INC. C...	405,08	1,30%		19.04.24	3.993.982
US0846707026		5,19		22:01:11	1.613.977.341,82
BEST BUY CORP INC.	76,15	0,20%		19.04.24	1.367.669
US0865161014		0,15		22:00:02	104.259.259,03
BIO-RAD LABORATORIES INC.	279,73	-0,46%		19.04.24	294.113
US0905722072		-1,29		22:00:02	82.237.302,95
BIO-TECHNE CORP.	62,12	-0,14%		19.04.24	909.557
US09073M1045		-0,09		22:00:00	56.671.471,90
BIOGEN IDEC INC.	194,38	2,03%		19.04.24	1.599.570
US09062X1037		3,86		22:00:00	308.314.937,85
BLACKROCK INC.	749,98	0,36%		19.04.24	867.700
US09247X1019		2,68		22:00:02	650.478.055,50
BLACKSTONE INC.	118,40	-1,60%		19.04.24	4.161.195
US09260D1072		-1,92		22:00:02	495.148.893,95
BOEING CO., THE	169,82	-0,24%		19.04.24	4.686.132
US0970231058		-0,41		22:00:02	799.146.653,58
BOOKING HOLDINGS INC.	3.414,82	-0,45%		19.04.24	218.773
US09857L1089		-15,32		22:00:00	751.335.965,34
BORGWARNER INC.	32,80	2,15%		19.04.24	2.222.666
US0997241064		0,69		22:00:02	72.648.971,72
BOSTON PROPERTIES INC.	60,20	2,57%		19.04.24	1.446.312
US1011211018		1,51		22:00:02	86.529.868,13
BOSTON SCIENTIFIC CORP	67,33	-0,13%		19.04.24	6.951.268
US1011371077		-0,09		22:00:02	468.802.336,65
BRISTOL-MYERS SQUIBB CO.	48,93	1,30%		19.04.24	10.303.709
US1101221083		0,63		22:00:01	502.158.568,55
BROADCOM INC.	1.204,71	-4,31%		19.04.24	4.476.956
US11135F1012		-54,28		22:00:00	5.452.099.815,72
BROADRIDGE FINANCIAL SOLU...	193,38	0,21%		19.04.24	393.844
US11133T1034		0,40		22:00:02	76.288.389,37
BROWN & BROWN INC.	82,17	1,28%		19.04.24	1.405.834
US1152361010		1,04		22:00:02	115.033.185,25
BROWN-FORMAN CORP	49,06	0,16%		19.04.24	2.407.656
US1156372096		0,08		22:00:02	118.447.090,93

BUILDERS FIRSTSOURCE INC. US12008R1077	177,03	-2,88% -5,25		19.04.24 22:00:02	1.566.142 278.818.434,90
BUNGE GLOBAL SA CH1300646267	109,52	2,83% 3,01	█	19.04.24 22:00:02	2.624.540 287.419.433,28
C.H. ROBINSON WORLDWIDE I... US12541W2098	71,22	1,93% 1,35	█	19.04.24 22:00:00	1.570.637 111.777.358,61
CADENCE DESIGN SYSTEMS IN... US1273871087	280,25	-1,98% -5,65		19.04.24 22:00:00	2.020.955 569.914.533,91
CAESARS ENTERTAINMENT INC... US12769G1004	38,20	0,58% 0,22		19.04.24 22:00:00	2.867.987 109.495.024,65
CAMDEN PROPERTY TRUST US1331311027	96,29	1,05% 1,00	█	19.04.24 22:00:02	668.365 64.420.309,07
CAMPBELL SOUP COMPANY US1344291091	44,20	1,12% 0,49	█	19.04.24 22:00:02	2.240.333 98.961.599,23
CAPITAL ONE FINANCIAL COR... US14040H1059	142,91	0,90% 1,28	█	19.04.24 22:00:02	2.530.369 363.717.719,53
CARDINAL HEALTH INC. US14149Y1082	108,19	2,07% 2,19	█	19.04.24 22:00:02	1.486.094 160.215.923,28
CARMAX INC. US1431301027	68,34	0,63% 0,43		19.04.24 22:00:02	1.824.395 124.582.026,03
CARNIVAL CORP. PA1436583006	14,12	-0,42% -0,06		19.04.24 22:00:02	29.465.640 416.958.077,26
CARRIER GLOBAL CORP US14448C1045	53,53	0,28% 0,15		19.04.24 22:00:02	3.576.696 191.949.068,22
CATALENT INC. US1488061029	55,48	-0,57% -0,32		19.04.24 22:00:02	1.588.141 88.468.266,87
CATERPILLAR INC US1491231015	354,66	-0,55% -1,97		19.04.24 22:00:02	2.928.234 1.040.894.173,89
CBOE GLOBAL MARKETS INC. US12503M1080	180,85	1,88% 3,34	█	19.04.24 22:00:00	882.403 158.978.632,17
CBRE GROUP INC US12504L1098	84,90	-0,28% -0,24		19.04.24 22:00:02	1.780.707 151.195.164,79
CDW CORP. US12514G1085	235,78	0,03% 0,08		19.04.24 22:00:00	593.241 139.819.076,66
CELANESE CORP US1508701034	154,45	-0,11% -0,17		19.04.24 22:00:02	525.426 81.220.241,94
CENCORA INC. US03073E1055	239,13	0,77% 1,83	█	19.04.24 22:00:02	1.411.187 337.298.789,89
CENTENE CORP US15135B1017	75,15	1,90% 1,40	█	19.04.24 22:01:18	2.686.956 201.426.504,97
CENTERPOINT ENERGY INC. US15189T1079	28,53	2,08% 0,58	█	19.04.24 22:00:02	3.338.102 94.737.634,32
CERIDIAN HCM HOLDING INC. US15677J1088	58,75	-3,61% -2,20		19.04.24 22:00:02	1.645.351 97.638.376,82