

## S&amp;P 500

ISIN: US78378X1072 WKN: -

## Overview

2024/04/18 23:10:20

Price

**5,011.12** USDDifference  -0.22% (-11.09)

## General attributes

ISIN	US78378X1072
Symbol	SP500
Country	USA
Instruments in index	503
Type of index	Price Index
Security type	Index

## Market data

Open	5,031.52 USD
High	5,056.66 USD
Low	5,001.89 USD
Close (prev. day)	5,022.21 USD
Trading volume (m)	2,206,949,033
Volume (pcs)	11,081,994,080,681

## Top 5

Name 	Price	+ - (%) 	Trend 
GENUINE PA...	160.23	+11.22	
UNITED AIR...	51.42	+5.50	
ESTEE LAUD...	144.81	+4.90	
ALLSTATE C...	169.11	+3.80	
SOLVENTUM ...	64.03	+3.69	

Intraday 1w 1m 6m 1y 3y

## Flop 5

Name 	Price	+ - (%) 	Trend 
LAS VEGAS ...	45.88	-8.66	
EQUIFAX IN...	217.51	-8.49	
SNAP-ON IN...	261.76	-7.67	
HCA HEALTH...	297.00	-4.51	
UNIVERSAL ...	153.65	-3.99	

Intraday 1w 1m 6m 1y 3y



Information about previous performance does not guarantee future performance.

Source: FactSet

## Recent research

on market

Date	Headline	Download
2024/04/12	 Wochenausblick	
2024/04/12	 Week Ahead	
2024/04/08	 Erste Group Research	
2024/04/05	 Week Ahead	
2024/04/05	 Wochenausblick	

**Futures and Options**

**Related Futures** -

**Related Options** -

## Details

2024/04/18 23:10:20

Price

**5,011.12** USDDifference  -0.22% (-11.09)

## General attributes

ISIN US78378X1072

Symbol SP500

Country USA

Security type Index

Instruments in index 503

## Market data

Open 5,031.52 USD

High 5,056.66 USD

Low 5,001.89 USD

Close (prev. day) 5,022.21 USD

Trading volume (m) 2,206,949,033

Volume (pcs) 11,081,994,080,681

## Performance and Risk

	6m	1y	3y
Perf (%)	+14.84%	+20.98%	+19.99%
Perf (abs.)	+649.01	+870.89	+836.74
Beta	-	-	-
Volatility	11.77	11.83	17.48



Information about previous performance does not guarantee future performance.  
Source: FactSet

## Price data























Ø price 5 days   Ø volume 5 days (pcs.)	5,091.58 USD (2,308,643,713)
Ø price 30 days   Ø volume 30 days (pcs.)	5,172.53 USD (2,307,902,404)
Ø price 100 days   Ø volume 100 days (pcs.)	4,945.87 USD (2,335,106,739)
Ø price 250 days   Ø volume 250 days (pcs.)	4,599.29 USD (2,285,464,019)
YTD High   date	5,264.85 USD (2024/03/28)
YTD Low   date	4,682.11 USD (2024/01/05)
52 Weeks High   date	5,264.85 USD (2024/03/28)
52 Weeks Low   date	4,048.28 USD (2023/05/04)

## Composition

Name ISIN	Price	Diff % Diff +/-	Performance	Date Time	Turnover Pc. Turnover Money
3M COMPANY US88579Y1010	91.48	0.57% 0.52		24/04/18 22:00:01	3,068,406 280,796,034.95
ABBOTT LABORATORIES US0028241000	105.27	-0.59% -0.63		24/04/18 22:00:02	7,295,913 768,185,381.42
ABBVIE INC. US00287Y1091	164.66	0.25% 0.41		24/04/18 22:00:02	4,480,060 741,336,747.77
ACCENTURE PLC IE00B4BNMY34	316.00	0.46% 1.46		24/04/18 22:00:01	3,024,804 955,043,215.45
ADOBE INC. US00724F1012	473.18	-0.27% -1.27		24/04/18 22:00:00	2,389,048 1,133,048,309.73
ADVANCED MICRO DEVICES IN... US0079031078	155.08	0.69% 1.06		24/04/18 22:00:00	52,599,375 8,153,163,895.16
AES CORP US00130H1059	16.27	0.81% 0.13		24/04/18 22:00:02	5,497,480 89,750,653.04
AFLAC INC. US0010551028	80.98	0.90% 0.72		24/04/18 22:00:01	2,129,906 172,405,881.96
AGILENT TECHNOLOGIES INC. US00846U1016	132.44	-1.57% -2.11		24/04/18 22:00:02	1,936,564 256,945,993.25
AIR PRODUCTS & CHEMICALS ... US0091581068	233.025	1.75% 4.01		24/04/18 22:00:02	1,302,043 301,643,487.16
AIRBNB INC. CLASS A US0090661010	160.10	1.09% 1.73		24/04/18 22:00:00	3,929,974 631,874,333.67
AKAMAI TECHNOLOGIES INC. US00971T1016	100.73	0.39% 0.39		24/04/18 22:00:00	1,388,091 139,795,984.47
ALBEMARLE CORP US0126531013	111.80	-2.26% -2.59		24/04/18 22:00:02	2,207,623 247,741,291.07
ALEXANDRIA REAL EST. EQU.... US0152711091	116.51	0.05% 0.06		24/04/18 22:00:01	1,137,099 132,021,410.80
ALIGN TECHNOLOGY INC. US0162551016	301.34	0.40% 1.20		24/04/18 22:00:00	416,960 126,251,933.52
ALLEGION PLC IE00BFRT3W74	124.84	-0.75% -0.94		24/04/18 22:00:02	421,263 52,836,232.87
ALLIANT ENERGY CORP US0188021085	48.83	0.85% 0.41		24/04/18 22:00:00	1,131,873 55,046,281.01
ALLSTATE CORP US0200021014	169.11	3.80% 6.19		24/04/18 22:00:01	2,068,298 348,337,822.58
ALPHABET INC A US02079K3059	156.01	0.35% 0.54		24/04/18 22:00:02	19,858,329 3,098,585,633.30
ALPHABET INC. CLASS C US02079K1079	157.46	0.37% 0.58		24/04/18 22:00:00	13,994,587 2,204,791,661.57
ALTRIA GROUP INC. US02209S1033	41.30	0.49% 0.20		24/04/18 22:01:59	17,567,797 725,398,411.30
AMAZON.COM INC. US0231351067	179.22	-1.14% -2.06		24/04/18 22:00:00	30,629,388 5,521,419,382.77
AMCOR PLC JE00BJ1F3079	8.89	0.68% 0.06		24/04/18 22:00:03	5,832,120 51,787,944.69

AMEREN CORP US0236081024	72.51	0.81% 0.58		24/04/18 22:00:02	1,073,161 77,532,592.79
AMERICAN AIRLINES GROUP I... US02376R1023	14.02	0.94% 0.13		24/04/18 22:00:00	34,883,956 493,643,384.10
AMERICAN ELECTRIC POWER C... US0255371017	82.56	1.62% 1.32		24/04/18 22:00:00	3,544,673 290,557,869.08
AMERICAN EXPRESS CO US0258161092	217.50	-0.08% -0.17		24/04/18 22:00:40	3,893,079 852,236,446.72
AMERICAN INTERNATIONAL GR... US0268747849	72.99	0.56% 0.41		24/04/18 22:00:01	3,162,054 231,060,567.73
AMERICAN TOWER CORP US03027X1000	171.00	-0.59% -1.02		24/04/18 22:00:01	2,272,232 389,547,585.33
AMERICAN WATER WORKS CORP... US0304201033	117.35	1.69% 1.95		24/04/18 22:00:02	1,399,811 163,519,891.18
AMERIPRISE FINANCIAL INC. US03076C1062	412.63	0.21% 0.86		24/04/18 22:00:02	357,644 147,726,095.49
AMETEK INC. US0311001004	177.27	-0.44% -0.78		24/04/18 22:00:02	629,044 111,905,435.64
AMGEN INC. US0311621009	262.68	-0.53% -1.39		24/04/18 22:00:00	2,082,445 548,785,995.92
AMPHENOL CORPORATION SER... US0320951017	110.88	-0.55% -0.61		24/04/18 22:00:01	2,874,256 320,349,334.03
ANALOG DEVICES INC. US0326541051	187.58	-0.98% -1.85		24/04/18 22:00:00	2,748,822 516,695,990.77
ANSYS INC. US03662Q1058	324.50	-0.34% -1.12		24/04/18 22:00:00	208,573 67,677,407.32
AON PLC CLASS A IE00BLP1HW54	308.70	1.28% 3.91		24/04/18 22:00:02	628,379 194,423,244.19
APA CORP. US03743Q1085	32.45	0.59% 0.19		24/04/18 22:00:01	5,677,596 184,083,705.99
APPLE INC US0378331005	167.04	-0.57% -0.96		24/04/18 22:00:02	42,542,316 7,121,586,925.05
APPLIED MATERIALS INC US0382221051	194.32	-2.79% -5.57		24/04/18 22:00:00	6,217,781 1,214,248,653.21
APTIV PLC JE00B783TY65	69.32	-0.04% -0.03		24/04/18 22:00:02	1,727,907 120,068,558.21
ARCH CAPITAL GROUP LTD. BMG0450A1053	91.39	0.84% 0.76		24/04/18 22:00:00	1,383,576 126,383,945.90
ARCHER DANIELS MIDLAND CO US0394831020	61.72	2.15% 1.30		24/04/18 22:00:02	3,033,167 186,273,780.10
ARISTA NETWORKS INC. US0404131064	257.19	-0.80% -2.08		24/04/18 22:00:02	1,951,433 502,402,372.17
ARTHUR J GALLAGHER & CO. US3635761097	233.99	1.51% 3.47		24/04/18 22:00:02	969,888 227,446,009.44
ASSURANT INC. US04621X1081	170.89	0.48% 0.81		24/04/18 22:00:02	238,477 40,765,094.27
AT&T INC. US00206R1023	16.33	1.30% 0.21		24/04/18 22:03:09	29,560,591 479,466,626.55
ATMOS ENERGY CORP US0495601058	114.57	0.01% 0.01		24/04/18 22:00:02	563,690 64,543,994.81
AUTODESK INC US0527691069	210.63	-2.00% -4.29		24/04/18 22:00:00	4,608,891 964,015,007.38
AUTOMATIC DATA PROCESSING... US0530151036	241.99	-0.37% -0.91		24/04/18 22:00:00	1,432,607 347,223,701.56
AUTOZONE INC	2,973.17	1.19%		24/04/18	132,200

US0533321024		34.91		22:00:01	393,345,551.41
AVALONBAY COMMUNITIES INC...	182.02	0.59%	█	24/04/18	671,424
US0534841012		1.07		22:00:02	122,112,597.25
AVERY DENNISON CORP	209.35	0.21%	█	24/04/18	312,748
US0536111091		0.43		22:00:02	65,553,088.03
AXON ENTERPRISE INC	297.59	-0.74%	█	24/04/18	529,518
US05464C1018		-2.23		22:00:00	158,453,729.61
BAKER HUGHES INC. 'A'	32.20	0.56%	█	24/04/18	5,714,138
US05722G1004		0.18		22:00:00	184,424,587.59
BALL CORP	64.35	0.64%	█	24/04/18	1,478,676
US0584981064		0.41		22:00:02	95,184,076.26
BANK OF AMERICA CORP.	35.755	1.49%	█	24/04/18	44,487,765
US0605051046		0.53		22:00:03	1,591,077,224.80
BANK OF NEW YORK MELLON C...	55.25	1.45%	█	24/04/18	3,473,889
US0640581007		0.79		22:00:02	191,781,406.41
BATH & BODY WORKS INC.	43.86	1.55%	█	24/04/18	2,554,258
US0708301041		0.67		22:00:02	112,104,317.98
BAXTER INTERNATIONAL INC	39.65	0.33%	█	24/04/18	2,332,117
US0718131099		0.13		22:00:02	92,198,002.24
BECTON DICKINSON AND CO.	233.15	0.40%	█	24/04/18	891,612
US0758871091		0.94		22:00:02	207,032,108.61
BERKSHIRE HATHAWAY INC. C...	399.89	0.54%	█	24/04/18	2,668,433
US0846707026		2.15		22:02:27	1,068,518,844.04
BEST BUY CORP INC.	76.00	-0.30%	█	24/04/18	1,659,141
US0865161014		-0.23		22:00:01	126,578,034.03
BIO-RAD LABORATORIES INC.	281.02	-3.38%	█	24/04/18	373,365
US0905722072		-9.84		22:00:02	103,856,459.35
BIO-TECHNE CORP.	62.21	-0.83%	█	24/04/18	1,174,667
US09073M1045		-0.52		22:00:00	72,851,822.53
BIOGEN IDEC INC.	190.52	-0.85%	█	24/04/18	1,511,971
US09062X1037		-1.64		22:00:00	288,575,506.17
BLACKROCK INC.	747.30	-0.86%	█	24/04/18	614,834
US09247X1019		-6.49		22:00:02	462,690,763.05
BLACKSTONE INC.	120.32	-2.33%	█	24/04/18	5,701,602
US09260D1072		-2.87		22:00:02	686,797,902.20
BOEING CO., THE	170.23	0.01%	█	24/04/18	5,119,347
US0970231058		0.02		22:00:02	873,305,973.98
BOOKING HOLDINGS INC.	3,430.14	-0.40%	█	24/04/18	156,693
US09857L1089		-13.77		22:00:00	540,288,488.53
BORGWARNER INC.	32.11	0.78%	█	24/04/18	2,034,960
US0997241064		0.25		22:00:02	65,224,296.48
BOSTON PROPERTIES INC.	58.69	1.28%	█	24/04/18	955,824
US1011211018		0.74		22:00:02	55,928,261.93
BOSTON SCIENTIFIC CORP	67.42	-0.79%	█	24/04/18	5,946,614
US1011371077		-0.54		22:00:02	401,826,876.06
BRISTOL-MYERS SQUIBB CO.	48.30	0.96%	█	24/04/18	10,916,660
US1101221083		0.46		22:00:02	525,528,533.44
BROADCOM INC.	1,258.99	-1.84%	█	24/04/18	2,449,728
US11135F1012		-23.64		22:00:00	3,108,578,125.60
BROADRIDGE FINANCIAL SOLU...	192.98	-0.24%	█	24/04/18	391,863
US11133T1034		-0.47		22:00:02	75,717,198.61
BROWN & BROWN INC.	81.13	0.63%	█	24/04/18	1,338,806
US1152361010		0.51		22:00:02	108,759,510.64
BROWN-FORMAN CORP	48.98	-0.33%	█	24/04/18	1,827,770
US1156372096		-0.16		22:00:02	89,526,880.57

BUILDERS FIRSTSOURCE INC. US12008R1077	182.28	1.66% 2.97		24/04/18 22:00:02	1,569,979 288,014,545.83
BUNGE GLOBAL SA CH1300646267	106.51	1.03% 1.09		24/04/18 22:00:02	1,341,287 142,290,342.83
C.H. ROBINSON WORLDWIDE I... US12541W2098	69.91	1.60% 1.10		24/04/18 22:00:01	1,685,865 117,381,493.33
CADENCE DESIGN SYSTEMS IN... US1273871087	285.90	-2.66% -7.81		24/04/18 22:00:00	2,700,319 775,977,226.48
CAESARS ENTERTAINMENT INC... US12769G1004	37.98	-1.40% -0.54		24/04/18 22:00:00	3,324,027 127,138,781.14
CAMDEN PROPERTY TRUST US1331311027	95.29	-0.03% -0.03		24/04/18 22:00:02	562,484 53,665,069.80
CAMPBELL SOUP COMPANY US1344291091	43.71	0.92% 0.40		24/04/18 22:00:02	2,343,478 102,164,738.62
CAPITAL ONE FINANCIAL COR... US14040H1059	141.63	3.55% 4.86		24/04/18 22:00:02	3,001,220 425,162,997.51
CARDINAL HEALTH INC. US14149Y1082	106.00	-0.49% -0.52		24/04/18 22:00:02	1,529,354 162,436,858.24
CARMAX INC. US1431301027	67.91	-0.90% -0.62		24/04/18 22:00:02	2,507,379 171,112,660.37
CARNIVAL CORP. PA1436583006	14.18	0.42% 0.06		24/04/18 22:00:02	23,020,476 329,951,159.43
CARRIER GLOBAL CORP US14448C1045	53.38	-1.60% -0.87		24/04/18 22:00:02	3,076,794 165,733,956.92
CATALENT INC. US1488061029	55.80	-0.29% -0.16		24/04/18 22:00:01	1,019,105 57,135,516.06
CATERPILLAR INC US1491231015	357.93	-0.11% -0.39		24/04/18 22:00:02	2,380,307 854,166,696.80
CBOE GLOBAL MARKETS INC. US12503M1080	177.60	0.36% 0.64		24/04/18 22:00:00	692,427 122,567,816.46
CBRE GROUP INC US12504L1098	85.14	0.00% 0.00		24/04/18 22:00:02	1,528,121 130,219,769.77
CDW CORP. US12514G1085	235.715	-0.45% -1.07		24/04/18 22:00:01	411,117 97,084,221.30
CELANESE CORP US1508701034	154.62	0.08% 0.13		24/04/18 22:00:02	407,668 62,992,438.58
CENCORA INC. US03073E1055	237.30	-0.55% -1.32		24/04/18 22:00:01	1,443,268 342,219,189.99
CENTENE CORP US15135B1017	73.75	2.43% 1.75		24/04/18 22:00:02	5,100,532 376,395,148.78
CENTERPOINT ENERGY INC. US15189T1079	27.95	0.90% 0.25		24/04/18 22:00:02	2,506,056 69,799,661.28
CF INDUSTRIES HOLDINGS IN... US1252691001	79.59	2.30% 1.79		24/04/18 22:00:02	4,194,383 335,514,783.82