

S&P 500

ISIN: US78378X1072 WKN: -

Overview

2023/03/22 20:21:47

Price

4,009.57 USDDifference  0.17% (6.70)






General attributes

ISIN	US78378X1072
Symbol	SP500
Country	USA
Instruments in index	503
Type of index	Price Index
Security type	Index

Market data

Open	4,002.13 USD
High	4,039.49 USD
Low	3,972.81 USD
Close (prev. day)	4,002.87 USD
Trading volume (m)	1,865,008,589
Volume (pcs)	7,468,357,315,147

Top 5

Name 	Price	+ - (%)	Trend 
MATCH GROU...	40.275	+5.02	
ADVANCED M...	100.6801	+4.95	
NVIDIA COR...	273.4294	+4.37	
LAM RESEAR...	520.38	+2.57	
MICRON TEC...	59.73	+1.88	

Intraday 1w 1m 6m 1y 3y

Flop 5

Name 	Price	+ - (%) 	Trend 
FIRST REPU...	14.6744	-6.95	
COMERICA I...	46.11	-5.18	
M AND T BA...	121.24	-4.95	
LINCOLN NA...	21.45	-4.79	

5y




Information about previous performance does not guarantee future performance.

Source: FactSet

Recent research

on market		
Date	Headline	Download
2023/03/20	 Fed sollte jüngste Ereignisse nicht ignorieren!	
2023/03/17	 Week Ahead	
2023/03/17	 Wochenausblick	
2023/03/16	 Global Equity Ratings	
2023/03/16	 Aktienempfehlungen Global	

U.S. BANCO... 35.91 -4.26 

Intraday 1w 1m 6m 1y 3y

Futures and Options

Related Futures -

Related Options -

Details

2023/03/22 20:21:47

Price

4,009.57 USD

Difference



0.17% (6.70)

General attributes

ISIN	US78378X1072
Symbol	SP500
Country	USA
Security type	Index
Instruments in index	503

Market data

Open	4,002.13 USD
High	4,039.49 USD
Low	3,972.81 USD
Close (prev. day)	4,002.87 USD
Trading volume (m)	1,865,008,589
Volume (pcs)	7,468,357,315,147

Performance and Risk

	6m	1y	3y
Perf (%)	+5.62%	-10.27%	+73.67%
Perf (abs.)	+212.94	-458.31	+1,697.95
Beta	-	-	-
Volatility	21.88	23.54	21.50



5y

Information about previous performance does not guarantee future performance.

Source: FactSet

Price data























Ø price 5 days Ø volume 5 days (pcs.)	3,944.66 USD (3,790,793,256)
Ø price 30 days Ø volume 30 days (pcs.)	4,008.36 USD (2,686,019,237)
Ø price 100 days Ø volume 100 days (pcs.)	3,958.49 USD (2,537,816,525)
Ø price 250 days Ø volume 250 days (pcs.)	3,999.35 USD (2,476,263,645)
YTD High date	4,195.44 USD (2023/02/02)
YTD Low date	3,794.33 USD (2023/01/03)
52 Weeks High date	4,637.30 USD (2022/03/29)
52 Weeks Low date	3,491.58 USD (2022/10/13)

Composition

Name ISIN	Price	Diff % Diff +/-	Performance	Date Time	Turnover Pc. Turnover Money
3M COMPANY US88579Y1010	103.28	-0.97% -1.01		23/03/22 20:21:48	1,575,200 163,417,403.06
ABBOTT LABORATORIES US0028241000	98.39	0.06% 0.06		23/03/22 20:21:48	2,304,341 227,291,023.25
ABBVIE INC. US00287Y1091	155.06	-1.09% -1.71		23/03/22 20:21:48	2,776,762 431,773,170.13
ACCENTURE PLC IE00B4BNMY34	258.87	0.49% 1.25		23/03/22 20:21:48	1,975,717 511,409,954.37
ACTIVISION BLIZZARD INC US00507V1098	79.63	-0.15% -0.12		23/03/22 20:21:48	2,016,503 160,787,912.38
ADOBE INC. US00724F1012	370.26	-1.06% -3.96		23/03/22 20:21:45	2,751,227 1,023,482,879.07
ADVANCE AUTO PARTS INC. US00751Y1064	115.23	-3.81% -4.56		23/03/22 20:21:48	1,394,944 163,814,494.99
ADVANCED MICRO DEVICES IN... US0079031078	100.7495	5.02% 4.82		23/03/22 20:21:48	93,907,621 9,265,940,209.00
AES CORP US00130H1059	22.78	-0.83% -0.19		23/03/22 20:21:48	1,573,801 35,769,091.16
AFLAC INC. US0010551028	63.96	-1.14% -0.74		23/03/22 20:21:47	1,164,915 74,783,979.69
AGILENT TECHNOLOGIES INC. US00846U1016	136.25	-0.55% -0.76		23/03/22 20:21:40	753,819 102,864,473.33
AIR PRODUCTS & CHEMICALS ... US0091581068	279.36	0.20% 0.55		23/03/22 20:21:41	650,799 181,744,313.18
AKAMAI TECHNOLOGIES INC. US00971T1016	75.69	-0.01% -0.01		23/03/22 20:21:47	811,396 61,130,448.18
ALASKA AIR GROUP INC COM ... US0116591092	40.15	-1.01% -0.41		23/03/22 20:21:48	1,001,308 40,463,688.23
ALBEMARLE CORP US0126531013	220.74	-0.98% -2.19		23/03/22 20:21:43	1,053,530 234,168,108.05
ALEXANDRIA REAL EST. EQU.... US0152711091	119.63	-2.72% -3.34		23/03/22 20:21:48	823,875 98,996,512.16
ALIGN TECHNOLOGY INC. US0162551016	320.67	-2.13% -6.97		23/03/22 20:21:21	668,248 215,121,252.03
ALLEGION PLC IE00BFRT3W74	105.68	-1.16% -1.24		23/03/22 20:21:41	450,750 47,720,748.48
ALLIANT ENERGY CORP US0188021085	51.675	-0.64% -0.34		23/03/22 20:21:47	1,203,914 62,164,451.11
ALLSTATE CORP US0200021014	110.54	-1.78% -2.00		23/03/22 20:21:48	996,322 111,025,934.73
ALPHABET INC A US02079K3059	106.28	1.30% 1.36		23/03/22 20:21:48	34,324,610 3,609,880,932.57
ALPHABET INC. CLASS C US02079K1079	107.17	1.26% 1.33		23/03/22 20:21:48	22,172,552 2,352,174,978.94
ALTRIA GROUP INC. US02209S1033	45.825	-0.81% -0.38		23/03/22 20:21:48	5,753,707 264,573,388.21

AMAZON.COM INC. US0231351067	101.33	0.72% 0.72	█	23/03/22 20:21:48	43,428,114 4,363,799,067.00
AMCOR PLC JE00BJ1F3079	10.96	-0.27% -0.03		23/03/22 20:21:45	3,589,714 39,302,537.62
AMEREN CORP US0236081024	83.30	-0.53% -0.44		23/03/22 20:21:47	1,188,555 98,840,286.25
AMERICAN AIRLINES GROUP I... US02376R1023	14.17	-1.39% -0.20		23/03/22 20:21:48	12,536,414 178,024,433.71
AMERICAN ELECTRIC POWER C... US0255371017	88.34	-0.63% -0.56		23/03/22 20:21:48	1,866,704 165,197,474.46
AMERICAN EXPRESS CO US0258161092	164.92	0.22% 0.36	█	23/03/22 20:21:47	2,501,242 412,057,228.50
AMERICAN INTERNATIONAL GR... US0268747849	49.65	-3.12% -1.60		23/03/22 20:21:48	3,508,868 175,394,168.47
AMERICAN TOWER CORP US03027X1000	196.42	-0.89% -1.77		23/03/22 20:21:48	1,111,151 217,039,131.58
AMERICAN WATER WORKS CORP... US0304201033	139.15	0.21% 0.29	█	23/03/22 20:21:48	576,592 80,003,108.19
AMERIPRISE FINANCIAL INC. US03076C1062	301.64	-0.11% -0.33		23/03/22 20:21:43	740,799 223,919,579.62
AMERISOURCEBERGEN CORP US03073E1055	155.94	-0.06% -0.10		23/03/22 20:21:45	409,087 63,927,565.83
AMETEK INC. US0311001004	140.49	0.30% 0.42	█	23/03/22 20:21:45	617,827 86,585,488.40
AMGEN INC. US0311621009	232.51	-0.19% -0.44		23/03/22 20:21:44	864,078 200,903,103.64
AMPHENOL CORPORATION SER... US0320951017	78.63	0.33% 0.26	█	23/03/22 20:21:48	1,076,759 84,417,909.23
ANALOG DEVICES INC. US0326541051	189.86	0.77% 1.46	█	23/03/22 20:21:48	1,834,700 347,905,999.55
ANSYS INC. US03662Q1058	314.745	0.10% 0.33	█	23/03/22 20:21:00	237,812 74,815,790.57
AON PLC CLASS A IE00BLP1HW54	305.715	0.29% 0.89	█	23/03/22 20:21:48	543,015 166,118,382.50
APA CORP. US03743Q1085	35.03	-0.03% -0.01		23/03/22 20:21:48	5,967,473 209,177,340.03
APPLE INC US0378331005	160.84	0.98% 1.56	█	23/03/22 20:21:48	51,103,308 8,188,520,550.00
APPLIED MATERIALS INC US0382221051	122.22	1.51% 1.82	█	23/03/22 20:21:48	4,751,336 576,484,188.76
APTIV PLC JE00B783TY65	109.68	-1.17% -1.30		23/03/22 20:21:47	922,306 101,332,786.83
ARCH CAPITAL GROUP LTD. BMG0450A1053	66.69	-0.77% -0.52		23/03/22 20:21:45	1,498,003 100,173,672.42
ARCHER DANIELS MIDLAND CO US0394831020	78.09	0.51% 0.40	█	23/03/22 20:21:46	1,742,685 136,087,812.73
ARISTA NETWORKS INC. US0404131064	169.20	0.67% 1.12	█	23/03/22 20:21:45	2,276,283 382,767,041.99
ARTHUR J GALLAGHER & CO. US3635761097	183.87	-0.01% -0.01		23/03/22 20:21:48	321,583 59,213,978.88
ASSURANT INC. US04621X1081	115.44	-0.86% -1.00		23/03/22 20:21:05	155,840 18,042,539.85
AT&T INC. US00206R1023	18.605	0.35% 0.07	█	23/03/22 20:21:45	12,673,877 235,660,481.15
ATMOS ENERGY CORP	109.09	-1.02%		23/03/22	432,402

US0495601058			-1.12		20:21:48	47,426,265.16
AUTODESK INC	202.96		-2.02%		23/03/22	844,239
US0527691069			-4.19		20:21:42	171,998,528.12
AUTOMATIC DATA PROCESSING...	217.65		-0.21%		23/03/22	974,700
US0530151036			-0.45		20:21:48	212,197,829.69
AUTOZONE INC	2,369.995		-1.04%		23/03/22	62,734
US0533321024			-24.96		20:18:44	149,388,255.24
AVALONBAY COMMUNITIES INC...	159.07		-1.25%		23/03/22	485,649
US0534841012			-2.01		20:21:41	77,110,542.99
AVERY DENNISON CORP	173.50		0.65%		23/03/22	300,745
US0536111091			1.12		20:21:41	52,196,271.04
BAKER HUGHES INC. 'A'	27.50		-1.93%		23/03/22	3,680,057
US05722G1004			-0.54		20:21:45	101,441,576.86
BALL CORP	53.49		1.56%		23/03/22	1,240,022
US0584981064			0.82		20:21:40	65,813,009.68
BANK OF AMERICA CORP.	28.165		-1.49%		23/03/22	57,566,518
US0605051046			-0.43		20:21:48	1,627,167,254.44
BANK OF NEW YORK MELLON C...	44.60		-1.20%		23/03/22	3,164,360
US0640581007			-0.54		20:21:48	141,936,923.74
BATH & BODY WORKS INC.	35.68		-0.25%		23/03/22	1,730,054
US0708301041			-0.09		20:21:48	62,099,778.30
BAXTER INTERNATIONAL INC	39.85		0.61%		23/03/22	4,580,850
US0718131099			0.24		20:21:48	182,696,853.61
BECTON DICKINSON AND CO.	242.94		1.12%		23/03/22	774,818
US0758871091			2.69		20:21:46	187,362,193.32
BERKSHIRE HATHAWAY INC. C...	304.65		0.26%		23/03/22	1,895,557
US0846707026			0.80		20:21:45	577,627,660.62
BEST BUY CORP INC.	77.20		0.46%		23/03/22	1,531,173
US0865161014			0.35		20:21:48	118,346,082.84
BIO-RAD LABORATORIES INC.	476.575		-0.77%		23/03/22	83,878
US0905722072			-3.72		20:21:44	40,125,782.17
BIO-TECHNE CORP.	73.66		-0.26%		23/03/22	370,225
US09073M1045			-0.19		20:20:49	27,287,438.76
BIOGEN IDEC INC.	265.01		-0.43%		23/03/22	310,209
US09062X1037			-1.14		20:21:41	82,156,938.12
BLACKROCK INC.	659.71		-0.37%		23/03/22	259,627
US09247X1019			-2.44		20:20:33	171,843,172.47
BOEING CO., THE	199.36		-2.61%		23/03/22	5,084,390
US0970231058			-5.34		20:21:48	1,017,250,150.67
BOOKING HOLDINGS INC.	2,594.675		0.91%		23/03/22	176,469
US09857L1089			23.36		20:21:44	455,197,273.52
BORGWARNER INC.	47.41		0.42%		23/03/22	807,524
US0997241064			0.20		20:21:48	38,219,972.33
BOSTON PROPERTIES INC.	51.48		-3.94%		23/03/22	1,367,087
US1011211018			-2.11		20:21:48	70,938,860.14
BOSTON SCIENTIFIC CORP	48.865		0.05%		23/03/22	5,788,706
US1011371077			0.03		20:21:47	282,636,127.77
BRISTOL-MYERS SQUIBB CO.	67.73		0.33%		23/03/22	4,489,882
US1101221083			0.22		20:21:48	303,982,594.67
BROADCOM INC.	644.6399		1.24%		23/03/22	1,771,588
US11135F1012			7.89		20:21:47	1,135,654,239.76
BROADRIDGE FINANCIAL SOLU...	137.485		0.41%		23/03/22	247,191
US11133T1034			0.56		20:21:48	33,867,119.19
BROWN & BROWN INC.	55.89		0.18%		23/03/22	593,316
US1152361010			0.10		20:21:26	33,199,258.78

BROWN-FORMAN CORP US1156372096	63.395	1.63% 1.01		23/03/22 20:21:44	469,876 29,636,934.41
BUNGE LTD. BMG169621056	96.72	-0.49% -0.48		23/03/22 20:21:43	671,430 65,255,660.78
C.H. ROBINSON WORLDWIDE I... US12541W2098	96.61	-0.01% -0.01		23/03/22 20:21:25	473,379 45,773,713.57
CADENCE DESIGN SYSTEMS IN... US1273871087	207.38	-0.24% -0.50		23/03/22 20:21:43	1,238,647 256,414,048.27
CAESARS ENTERTAINMENT INC... US12769G1004	43.97	-1.08% -0.48		23/03/22 20:21:48	1,926,731 84,642,465.08
CAMDEN PROPERTY TRUST US1331311027	101.38	-0.79% -0.81		23/03/22 20:21:37	544,719 55,138,138.07
CAMPBELL SOUP COMPANY US1344291091	53.95	-0.24% -0.13		23/03/22 20:21:48	962,100 52,133,399.56
CAPITAL ONE FINANCIAL COR... US14040H1059	93.375	-1.25% -1.19		23/03/22 20:21:46	1,639,146 153,481,634.09
CARDINAL HEALTH INC. US14149Y1082	70.97	-1.79% -1.29		23/03/22 20:21:48	1,034,030 73,865,183.37
CARMAX INC. US1431301027	59.13	0.02% 0.01		23/03/22 20:21:48	992,838 58,899,669.67
CARNIVAL CORP. PA1436583006	9.26	1.54% 0.14		23/03/22 20:21:48	35,961,656 332,095,938.73
CARRIER GLOBAL CORP US14448C1045	45.11	-0.20% -0.09		23/03/22 20:21:48	2,738,491 123,636,376.79
CATALENT INC. US1488061029	65.91	-1.30% -0.87		23/03/22 20:21:48	757,079 49,874,358.25
CATERPILLAR INC US1491231015	223.685	-0.55% -1.23		23/03/22 20:21:48	1,841,436 413,033,231.45
CBOE GLOBAL MARKETS INC. US12503M1080	127.99	-0.30% -0.39		23/03/22 20:21:42	395,515 50,843,279.97
CBRE GROUP INC US12504L1098	72.86	-3.07% -2.31		23/03/22 20:21:48	1,603,211 117,946,465.50
CDW CORP. US12514G1085	194.17	-0.16% -0.32		23/03/22 20:21:44	372,434 72,307,824.56
CELANESE CORP US1508701034	102.99	-2.07% -2.18		23/03/22 20:21:45	739,824 76,791,167.71
CENTENE CORP US15135B1017	64.88	-0.63% -0.41		23/03/22 20:21:48	1,781,664 115,853,256.20
CENTERPOINT ENERGY INC. US15189T1079	28.175	-0.23% -0.07		23/03/22 20:21:48	2,314,517 64,988,560.19
CERIDIAN HCM HOLDING INC. US15677J1088	69.60	-1.53% -1.08		23/03/22 20:21:43	618,802 42,917,255.09
CF INDUSTRIES HOLDINGS IN... US1252691001	71.82	-3.84% -2.87		23/03/22 20:21:48	1,589,217 115,967,418.91