

# VERALTO CORP.

ISIN: **US92338C1036** WKN: **92338C103**

## Overview

2024/07/26 16:21:54

**Price**  
97.22 EUR

**Difference**  5.16% (4.77)

### General attributes

ISIN	US92338C1036
Symbol	VLTO
Exchange	Stuttgart
Currency	EUR
Sector	Utilities
Security type	Stock
Market cap (m)	23,857 EUR
Benchmark	S&P 500

### Market data

Bid (Bid size)	- (0)
Ask (Ask size)	- (0)
Open	92.25 EUR
High	97.22 EUR
Low	91.76 EUR
Close (prev. day)	92.45 EUR
VWAP	-
Volume (pcs)	97
Trading volume	9,359.00
Number of trades	5
Last size	84

### Futures and Options











Related Futures	-
Related Options	-

5y



Information about previous performance does not guarantee future performance.  
Source: FactSet

### Recent research

on sector		on market	
Date		Headline	Download
2024/07/26		Equity Weekly	
2024/07/24		Global Equity Ratings	
2024/07/24		Aktienempfehlungen Global	
2024/07/15		Aktienempfehlungen Global	
2024/07/12		Global Equity Ratings	

## Details

2024/07/26 16:21:54

**Price**

97.22 EUR

**Difference** ▲ 5.16% (4.77)

**General attributes**

ISIN	US92338C1036
Symbol	VLTO
Exchange	Stuttgart
Currency	EUR
Sector	Utilities
Security type	Stock
Market cap (m)	23,857 EUR
Benchmark	S&P 500

**Market data**

Bid (Bid size)	- (0)
Ask (Ask size)	- (0)
Open	92.25 EUR
High	97.22 EUR
Low	91.76 EUR
Close (prev. day)	92.45 EUR
VWAP	-
Volume (pcs)	97
Trading volume	9,359.00
Number of trades	5
Last size	84

**Performance and Risk**

	6m	1y	3y
Perf (%)	+35.97%	-	-
Perf (abs.)	+25.72	-	-
Beta	0.72	1.03	0.46
Volatility	22.22	-	-

5y



Information about previous performance does not guarantee future performance.  
Source: FactSet

**Price data**

Ø price 5 days   Ø volume 5 days (pcs.)	93.03 EUR (89)
Ø price 30 days   Ø volume 30 days (pcs.)	91.03 EUR (62)
Ø price 100 days   Ø volume 100 days (pcs.)	87.89 EUR (70)
Ø price 250 days   Ø volume 250 days (pcs.)	- EUR (-)
YTD High   date	97.22 EUR (2024/07/26)
YTD Low   date	67.50 EUR (2024/01/16)
52 Weeks High   date	- EUR (-)
52 Weeks Low   date	- EUR (-)

**All listings for VERALTO CORP.**

Exchange	Date	Time	Price	Trading volume (mio.)	Number of trades
Tradegate	2024/07/26	22:26	96.57 EUR	0.11	33
Stuttgart	2024/07/26	16:21	97.22 EUR	0.01	5
NYSE	2024/07/26	22:00	104.87 USD	333.80	41,890
Munich	2024/07/26	15:22	95.46 EUR	0.00	2
Frankfurt	2024/07/26	18:48	98.39 EUR	0.01	5

	26						
Duesseldorf	2024/07/ 26	08:12	92.15 EUR	0.00		3	
Berlin	2024/07/ 26	08:13	92.50 EUR	0.00		3	

## Company profile

### Company Logo



### Contact Details

VERALTO CORP.

--

225 Wyman Street, Suite 250 - 02451  
Waltham

Telefon: +1-781-755-3655

Fax: +

E-mail: -

### Company Profile

-

### Members of Management Board

Linda Filler      Chairman of Board of Directors

Cindy Wallis-Lage      Member of Board of Directors

Daniel Comas      Member of Board of Directors

Françoise Colpron      Member of Board of Directors

Heath Mitts      Member of Board of Directors

John Schwieters      Member of Board of Directors

Shyam Kambeyanda      Member of Board of Directors

Thomas Williams      Member of Board of Directors

Vijay Sankaran      Member of Board of Directors

Walter Lohr      Member of Board of Directors

William King      Member of Board of Directors

Jennifer L. Honeycutt      Chairman of Managing Board