

CHALLENGER LIMITED

ISIN: AU000000CGF5 WKN: CGF

Overview

2024/07/18 08:00:53

Price

3.98 EUR

Difference  -1.97% (-0.08)

General attributes

ISIN AU000000CGF5

Symbol CGF

Exchange Frankfurt

Currency EUR

Sector Financial

Security type Stock

Market cap (m) 2,982 EUR

Benchmark ASX ALL ORDINARIES INDEX

Market data

Bid (Bid size) 3.98 EUR (1,000)

Ask (Ask size) 4.36 EUR (2,000)

Open 3.98 EUR

High 3.98 EUR

Low 3.98 EUR

Close (prev. day) 4.06 EUR

VWAP 4.04 EUR

Volume (pcs) 0

Trading volume 0.00

Number of trades 1

Last size 0

Futures and Options

Related Futures -

Related Options -








5y



Information about previous performance does not guarantee future performance.

Source: FactSet

Recent research

on sector			
Date		Headline	Download
2024/07/15		Aktienempfehlungen Global	
2024/07/12		Global Equity Ratings	
2024/07/09		Aktienempfehlungen Österreich	
2024/06/28		Equity Weekly	
2024/06/24		Aktienempfehlungen Österreich	

Details

2024/07/18 08:00:53

Price

3.98 EUR

Difference ▼ -1.97% (-0.08)

General attributes

ISIN	AU000000CGF5
Symbol	CGF
Exchange	Frankfurt
Currency	EUR
Sector	Financial
Security type	Stock
Market cap (m)	2,982 EUR
Benchmark	ASX ALL ORDINARIES INDEX

Market data

Bid (Bid size)	3.98 EUR (1,000)
Ask (Ask size)	4.36 EUR (2,000)
Open	3.98 EUR
High	3.98 EUR
Low	3.98 EUR
Close (prev. day)	4.06 EUR
VWAP	4.04 EUR
Volume (pcs)	0
Trading volume	0.00
Number of trades	1
Last size	0

Performance and Risk

	6m	1y	3y
Perf (%)	+9.73%	+1.50%	+16.67%
Perf (abs.)	+0.36	+0.06	+0.58
Beta	1.12	1.20	1.21
Volatility	28.79	28.62	32.50

5y



Information about previous performance does not guarantee future performance.
Source: FactSet

Price data

Ø price 5 days Ø volume 5 days (pcs.)	4.04 EUR (0)
Ø price 30 days Ø volume 30 days (pcs.)	3.96 EUR (0)
Ø price 100 days Ø volume 100 days (pcs.)	3.93 EUR (15)
Ø price 250 days Ø volume 250 days (pcs.)	3.81 EUR (15)
YTD High date	4.22 EUR (2024/02/16)
YTD Low date	3.68 EUR (2024/05/06)
52 Weeks High date	4.24 EUR (2023/07/27)
52 Weeks Low date	3.28 EUR (2023/11/17)

Arbitrage views

Exchange ⊕	Date	Time	Price	Trading volume (mio.)	Number of trades
Hamburg	2023/05/10	08:20	3.60 EUR	0.00	1
Frankfurt	2024/07/18	08:00	3.98 EUR	0.00	1
FINRA other OTC Issues	2024/06/18	19:36	4.24 USD	0.17	1
Australian Securities Exchange	2024/07/18	08:10	6.88 AUD	8.25	3,953

Company profile

Company Logo



Contact Details

CHALLENGER LTD.

--

Level 41 , Aurora Place - NSW 2000
SYDNEY

Telefon: (02) 9994 7000

Fax: (02) 9994 7777

E-mail: -

Company Profile

-

Members of Management Board

Richard Howes Chairman of Managing Board

Angela Murphy Member of Executive Committee

Chris Plater Member of Executive Committee

Michael Vardanega Member of Executive Committee

Michelle Taylor Member of Executive Committee

Nick Hamilton Member of Executive Committee

Rachel Grimes Member of Executive Committee

Tony Bofinger Member of Executive Committee

Board of directors

Duncan West Chairman of Supervisory Board

Heather Smith Member of Supervisory Board

JoAnne Stephenson Member of Supervisory Board

John Green Member of Supervisory Board

Lisa Gray Member of Supervisory Board

Masahiko Kobayashi Member of Supervisory Board

Matthew Micheli Member of Supervisory Board

Melanie Victoria Willis Member of Supervisory Board