


LINDE PLC (LINE) - EUX/CALL/100/20250620

2024/07/16 19:01:24

Price
309.03 EUR

Difference  2.31% (6.98)

General attributes

| | |
|-----------------|------------------|
| Symbol | LINEI25F20/100.0 |
| Exchange | EUX |
| Currency | EUR |
| Security type | Option |
| Underlying | LINDE PLC |
| Type | CALL |
| Style | European |
| Strike price | 100.00 EUR |
| Maturity | 2025/06/20 |
| Contract size | 100 |
| Settlement date | 2024/07/16 |
| Delivery date | - |

Market data

| | |
|-------------------------|-------------------|
| Bid (Bid size) | - |
| Ask (Ask size) | - |
| Open | 309.03 EUR |
| High | 309.03 EUR |
| Low | 309.03 EUR |
| Close (prev. day) | 302.05 EUR |
| Underlying | Linde |
| Underlying price (date) | 309.03 (24/07/16) |
| Settlement price (date) | 309.03 (24/07/16) |
| Open Interest | 0 |

Performance and Risk

| | 6m | 1y | 3y |
|-------------|---------|----|----|
| Perf (%) | +12.09% | - | - |
| Perf (abs.) | +32.57 | - | - |
| Beta | - | - | - |
| Volatility | 20.96 | - | - |

Futures and Options

| | |
|-----------------|---|
| Related Futures | - |
| Related Options | - |













Information about previous performance does not guarantee future performance.
Source: FactSet

Price data

| | |
|---|-------------------------|
| Ø price 5 days Ø volume 5 days (pcs.) | 301.05 EUR (0) |
| Ø price 30 days Ø volume 30 days (pcs.) | 303.95 EUR (0) |
| Ø price 100 days Ø volume 100 days (pcs.) | 310.63 EUR (0) |
| Ø price 250 days Ø volume 250 days (pcs.) | - EUR (-) |
| YTD High date | 335.66 EUR (2024/03/14) |
| YTD Low date | 266.68 EUR (2024/01/11) |
| 52 Weeks High date | - EUR (-) |
| 52 Weeks Low date | - EUR (-) |

Recent research

| on underlying | | on sector | |
|---------------|---|---|--|
| Date | Headline | Download | |
| 2024/07/15 |  Aktienempfehlungen Global |  | |
| 2024/07/12 |  Global Equity Ratings |  | |
| 2024/06/21 |  Global Equity Ratings |  | |
| 2024/06/21 |  Aktienempfehlungen Global |  | |
| 2024/06/14 |  Global Equity Ratings |  | |