

NOVARTIS AG FUTURE (NOVH) - EUX/C1

2024/09/17 18:46:07

Price
98.0395 CHF

Difference  -0.39% (-0.38)

General attributes

Symbol	NOVHC1
Exchange	Eurex
Currency	CHF
Security type	Future
Underlying	NOVARTIS AG
Maturity	09-2024
Contract size	100

Market data

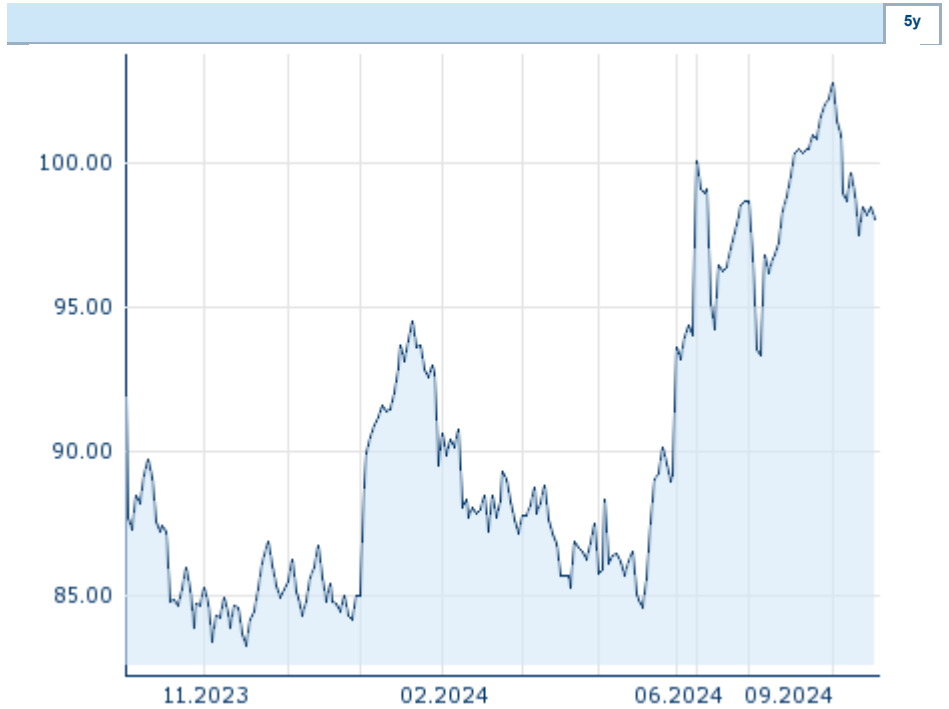
Bid (Bid size)	- CHF (-)
Ask (Ask size)	- CHF (-)
Open	98.0395 CHF
High	98.0395 CHF
Low	98.0395 CHF
Close (prev. day)	98.4224 CHF
Underlying	NOVARTIS AG
Underlying price (date)	97.52 (24/09/18)
Settlement price (date)	98.04 (24/09/17)
Open Interest	10,300

Performance and Risk

	6m	1y	3y
Perf (%)	+14.48%	-	-
Perf (abs.)	+12.40	-	-
Beta	-	-	-
Volatility	23.20	-	-

Futures and Options

Related Futures	-
Related Options	-












Information about previous performance does not guarantee future performance.
Source: FactSet

Price data

Ø price 5 days Ø volume 5 days (pcs.)	98.1216 CHF (960)
Ø price 30 days Ø volume 30 days (pcs.)	99.3852 CHF (520)
Ø price 100 days Ø volume 100 days (pcs.)	97.9078 CHF (634)
Ø price 250 days Ø volume 250 days (pcs.)	- CHF (-)
YTD High date	102.7615 CHF (2024/09/02)
YTD Low date	84.5234 CHF (2024/04/18)
52 Weeks High date	- CHF (-)
52 Weeks Low date	- CHF (-)

Recent Research

on underlying	on sector	on market	
Date		Headline	Download
2024/09/11		Global Equity Ratings	
2024/09/11		Aktienempfehlungen Global	
2024/09/05		Global Equity Ratings	
2024/09/05		Aktienempfehlungen Global	
2024/08/12		Global Equity Ratings	