

# NOVARTIS AG FUTURE (NOVH) - EUX/C1

2024/07/15 18:41:31

Price  
**99.1139** CHF

Difference  -0.97% (-0.97)

### General attributes

Symbol	NOVHC1
Exchange	Eurex
Currency	CHF
Security type	Future
Underlying	NOVARTIS AG
Maturity	07-2024
Contract size	100

### Market data

Bid (Bid size)	- CHF (-)
Ask (Ask size)	- CHF (-)
Open	99.1139 CHF
High	99.1139 CHF
Low	99.1139 CHF
Close (prev. day)	100.0845 CHF
Underlying	NOVARTIS AG
Underlying price (date)	98.90 (24/07/16)
Settlement price (date)	99.11 (24/07/15)
Open Interest	4,000

### Performance and Risk

	6m	1y	3y
Perf (%)	+7.71%	-	-
Perf (abs.)	+7.10	-	-
Beta	-	-	-
Volatility	21.97	-	-

### Futures and Options

Related Futures	-
Related Options	-












5y

Information about previous performance does not guarantee future performance.  
Source: FactSet

### Price data

Ø price 5 days   Ø volume 5 days (pcs.)	- CHF (-)
Ø price 30 days   Ø volume 30 days (pcs.)	95.4521 CHF (1,435)
Ø price 100 days   Ø volume 100 days (pcs.)	88.2480 CHF (2,604)
Ø price 250 days   Ø volume 250 days (pcs.)	- CHF (-)
YTD High   date	100.0845 CHF (2024/07/12)
YTD Low   date	84.5234 CHF (2024/04/18)
52 Weeks High   date	- CHF (-)
52 Weeks Low   date	- CHF (-)

### Recent Research

on underlying	on sector	on market	
Date		Headline	Download
2024/07/15		Aktienempfehlungen Global	
2024/07/12		Global Equity Ratings	
2024/06/21		Global Equity Ratings	
2024/06/21		Aktienempfehlungen Global	
2024/06/14		Global Equity Ratings	