

NOVARTIS AG FUTURE (NOVH) - EUX/C13

2024/07/16 18:50:44

Price
97.471 CHF

Difference  -0.22% (-0.21)

General attributes

Symbol	NOVHC13
Exchange	Eurex
Currency	CHF
Security type	Future
Underlying	NOVARTIS AG
Maturity	07-2025
Contract size	100

Market data

Bid (Bid size)	- CHF (-)
Ask (Ask size)	- CHF (-)
Open	97.471 CHF
High	97.471 CHF
Low	97.471 CHF
Close (prev. day)	97.6854 CHF
Underlying	NOVARTIS AG
Underlying price (date)	98.90 (24/07/16)
Settlement price (date)	97.47 (24/07/16)
Open Interest	0

Performance and Risk

	6m	1y	3y
Perf (%)	+7.65%	-	-
Perf (abs.)	+6.94	-	-
Beta	-	-	-
Volatility	23.03	-	-

Futures and Options

Related Futures	-
Related Options	-

5y












Information about previous performance does not guarantee future performance.
Source: FactSet

Price data

Ø price 5 days Ø volume 5 days (pcs.)	- CHF (-)
Ø price 30 days Ø volume 30 days (pcs.)	94.121 CHF (0)
Ø price 100 days Ø volume 100 days (pcs.)	86.904 CHF (0)
Ø price 250 days Ø volume 250 days (pcs.)	- CHF (-)
YTD High date	98.674 CHF (2024/07/12)
YTD Low date	83.085 CHF (2024/04/18)
52 Weeks High date	- CHF (-)
52 Weeks Low date	- CHF (-)

Recent Research

on underlying	on sector	on market	
Date		Headline	Download
2024/07/15		Aktienempfehlungen Global	
2024/07/12		Global Equity Ratings	
2024/06/21		Global Equity Ratings	
2024/06/21		Aktienempfehlungen Global	
2024/06/14		Global Equity Ratings	